










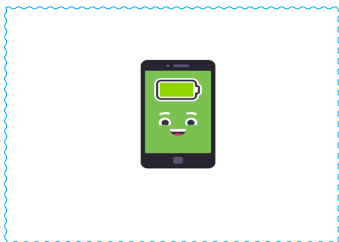




# “O o” Harfini Tanıma

→ Aşağıdaki varlıkların isimlerini söyleyelim. İsminde “o” sesi olanların kutusunu işaretleyelim.


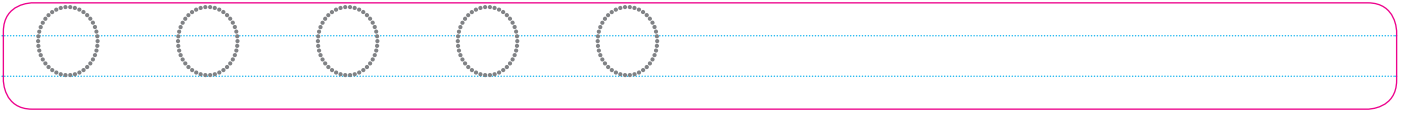
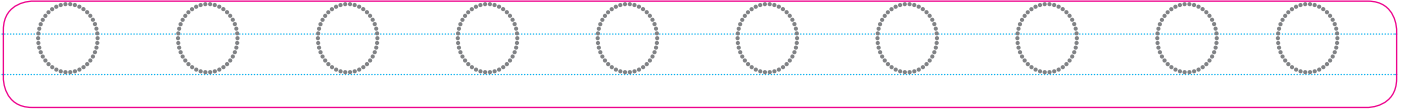
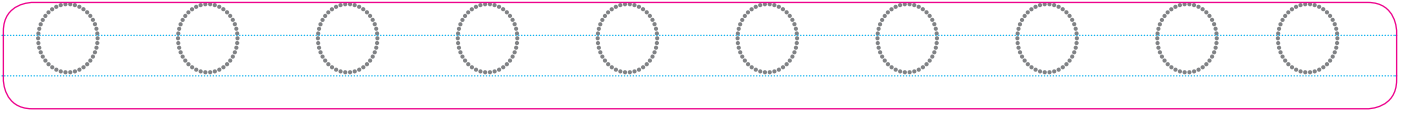





# Başında-Ortasında-Sonunda


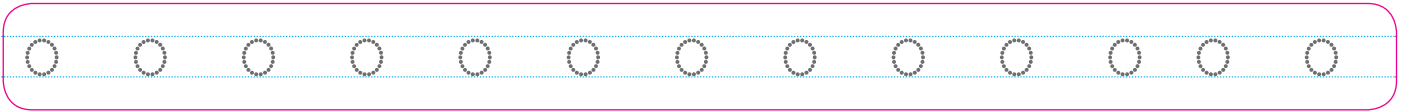
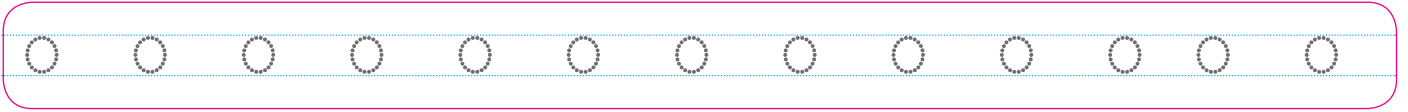
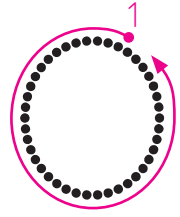
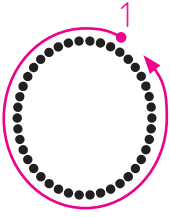
↪ Aşağıdaki varlıkların adında "o" sesi başta ise baştaki kutuyu, ortada ise ortadaki kutuyu, sonda ise sondaki kutuyu işaretleyelim. Birden fazla "o" sesi varsa birden fazla kutuyu işaretleyelim.



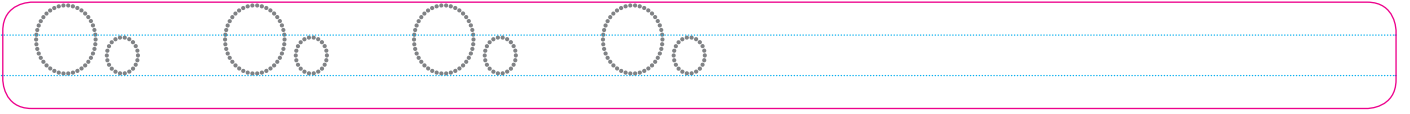
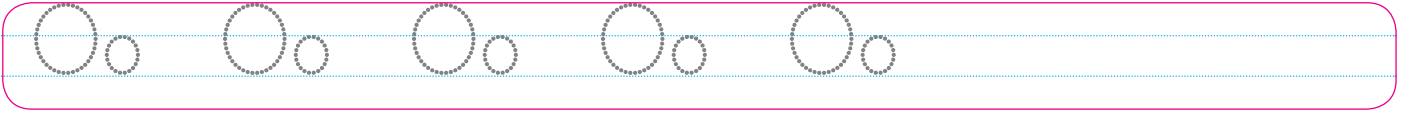
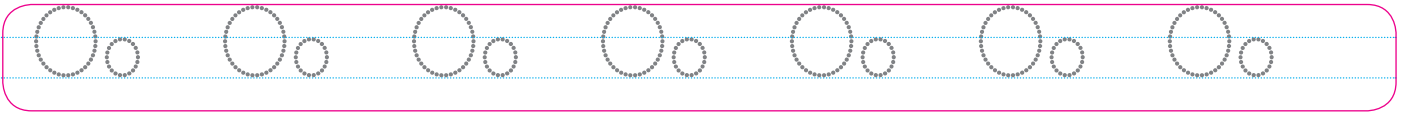
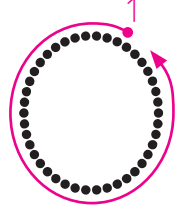

# “O o” Harfini Yazma



# “O o” Harfini Yazma




# “O o” Harfini Yazma

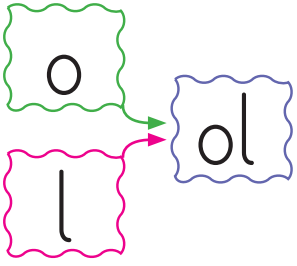


# Eğlenme Zamanı

Sevgili çocuklar aşağıdaki horoz çok acıkmış. Onu "o" harfinin içindeki labirentten buğdaylara ulaştıralım.

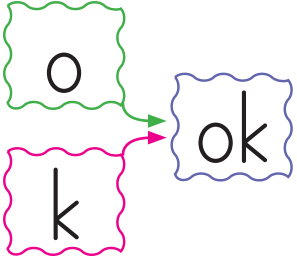


# Hece Oluřturma



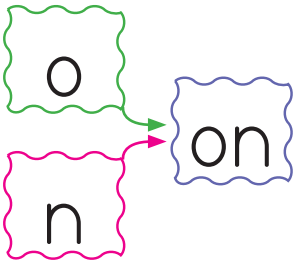
ol ol ol ol ol ol ol

ol



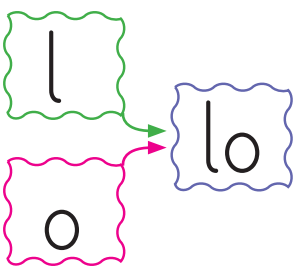
ok ok ok ok ok ok ok

ok



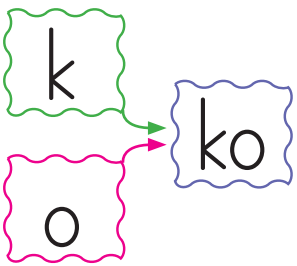
on on on on on on on

on



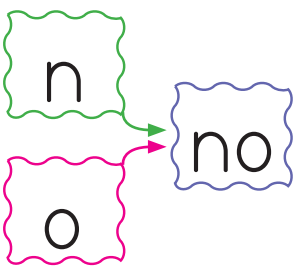
lo lo lo lo lo lo lo

lo



ko ko ko ko ko ko ko

ko



no no no no no no no

no

# Hece Oluřturma

ko  
l  
kol  
kol kol kol kol kol kol

ko  
k  
kok  
kok kok kok kok kok kok

ko  
n  
kon  
kon kon kon kon kon kon

kok  
la  
kokla  
kokla kokla kokla kokla

ko  
nak  
konak  
konak konak konak

ko  
la  
kola  
kola kola kola kola



# Hece Birleřtirme

→ Ařađıda oluřturulan kelimeleri okuyalım, yazalım.

O kan

\_\_\_\_\_

o lan

\_\_\_\_\_

ki lo

\_\_\_\_\_

ko li

\_\_\_\_\_

O nan

\_\_\_\_\_

a lo

\_\_\_\_\_

kol la

\_\_\_\_\_

ko lon

\_\_\_\_\_

lo kal

\_\_\_\_\_

ka no

\_\_\_\_\_

o na

\_\_\_\_\_

ko kan

\_\_\_\_\_

on la

\_\_\_\_\_

ok la

\_\_\_\_\_

ko ni

\_\_\_\_\_

# Okuyalım, Yazalım

➤ Aşağıda oluşturulan kelimeleri okuyalım, yazalım.

ko a la ko li le ka ka o

ko nak la o la nak

➤ Cümlelerdeki boşluklara uygun kelimeleri yazalım.

kilo

kek

kola

al

ile

Ekin, Okan'a ..... al.

Ali, annene on ..... kekik al.

Okan ile Nalan kol .....

Nail keke kilo kilo kakao .....

Ela ailen ..... konakla.

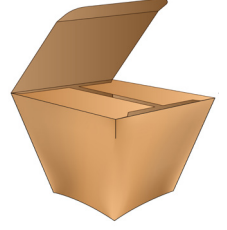
# Okuyalım, Yazalım

→ Aşağıdaki cümleleri altlarına yazalım.



Okan iki nane al.

Kaan on koli al.



Nail keke kakao ekle.



O konak Ali'nin.



Lale ile Ekin kol kola.



Okan o koala.



# Okuyalım, Yazalım

Metni 4 defa okuyalım. Her okumanın ardından bir tavşan boyayalım. Boş bırakılan yerlere metni yazalım.


## KENAN İLE OKAN

Kenan nane ek.

Okan eline nane al.

Kokla Okan kokla.

Kokla, nane kokla.



Blank writing area for the first row.

Blank writing area for the second row.

Blank writing area for the third row.

Blank writing area for the fourth row.

Blank writing area for the fifth row.

# Okuyalım, Yazalım

Metni 4 defa okuyalım. Her okumanın ardından bir tavşan boyayalım. Boş bırakılan yerlere metni yazalım.

ALO İLKE

Alo İlke, alo.

İki kilo kakao al.

Keke kakao ekle.

Okan'a, Kenan'a kek al.



A horizontal rectangular box with a pink border and a dashed blue line for writing.

A horizontal rectangular box with a pink border and a dashed blue line for writing.

A horizontal rectangular box with a pink border and a dashed blue line for writing.

A horizontal rectangular box with a pink border and a dashed blue line for writing.

A horizontal rectangular box with a pink border and a dashed blue line for writing.

# Okuyalım, Yazalım

Metni 4 defa okuyalım. Boş bırakılan yerlere metni yazalım.

KONAK

Nil al.

Nil konak al.

Nil annen ile konak al.

Nil konak al.

Nil al.



Empty rounded rectangular box for writing.

Empty rounded rectangular box for writing.

Empty rounded rectangular box for writing.

Empty rounded rectangular box for writing.

Empty rounded rectangular box for writing.

Empty rounded rectangular box for writing.

# Metin Okuma

→ Aşağıdaki metni okuyalım.

ALİ KILON NE?

Ali kılın ne?

On kıl.

Kaan kankan on kıl.

Ali nane al.

Ninene nane al.

Kaan kek al.

Annene kek al.

Al Kaan al.

Kaan iki kıl al.

On kıl ol.

Ali ile Kaan on kıl.



# Kendimizi Değerlendirelim


➡ Aşağıdaki varlıkların isimlerini altlarına yazalım.




Handwriting practice lines for the word 'kahve'.



Handwriting practice lines for the word 'koala'.



Handwriting practice lines for the word 'kayak'.



Handwriting practice lines for the word 'okul'.

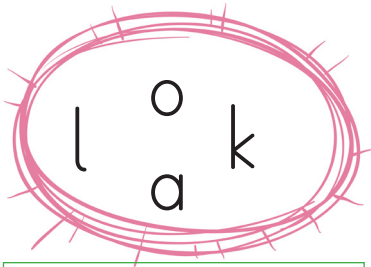


Handwriting practice lines for the word 'sütun'.



Handwriting practice lines for the word 'kahve'.

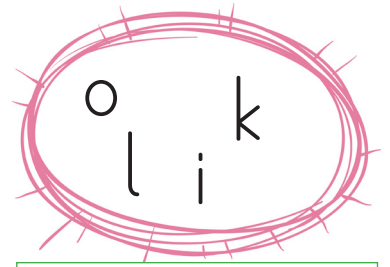
➡ Aşağıda karışık olarak verilmiş harflerden sözcükler oluşturalım.



Handwriting practice lines for the word 'okul'.



Handwriting practice lines for the word 'okul'.




Handwriting practice lines for the word 'okul'.



Handwriting practice lines for the word 'okul'.



Handwriting practice lines for the word 'okul'.



Handwriting practice lines for the word 'okul'.



# Eşleřtirme

→ Ařađıda karıřık olarak verilen heceleri uygun kelime-  
lerle eřleřtirelim.

kan-O

no-ka

la-ko

la-kok

li-ko

la-a-ko

lon-ko

nan-O

koala

koli

kano

Okan

kola



kokla

kolon

Onan

# Eğlenme Zamanı

Sevgili çocuklar aşağıda verilen sudoku etkinliğindeki eksik parçaları tamamlayalım.











# Boyama Zamanı

→ Aşağıdaki resmi boyayalım.










# "M m" Harfini Tanıma

↪ Aşağıdaki varlıkların isimlerini söyleyelim. İsminde "m" sesi olanların kutusunu işaretleyelim.

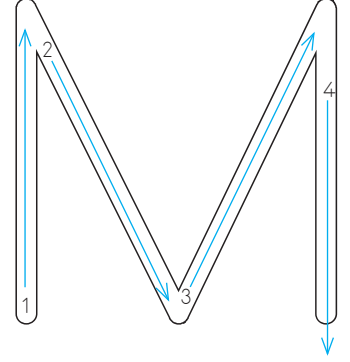
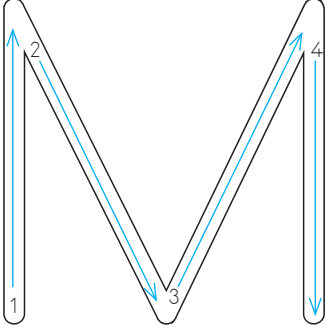


# Başında-Ortasında-Sonunda

↪ Aşağıdaki varlıkların adında "m" sesi başta ise baştaki kutuyu, ortada ise ortadaki kutuyu, sonda ise sondaki kutuyu işaretleyelim. Birden fazla "m" sesi varsa birden fazla kutuyu işaretleyelim.



# "M m" Harfini Yazma



M M M M M M M

M M M M M M M

M M M M M M M

M M M M M M

M M M M M

M M M

M


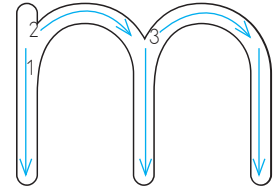
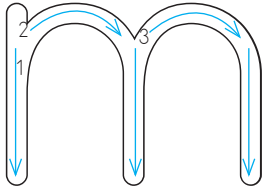
M

M

M



# "M m" Harfini Yazma



m m m m m m m

m m m m m m m

m m m m m m m

m m m m m

m m m

m

m

m

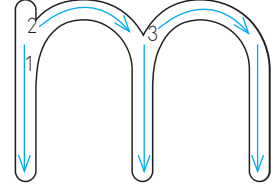

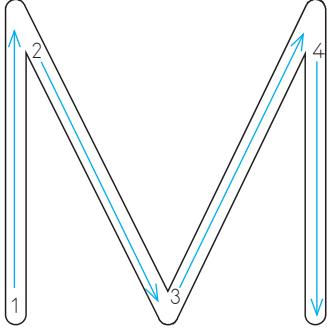
m

m

m



# "M m" Harfini Yazma



Mm Mm Mm Mm Mm Mm Mm

Mm Mm Mm


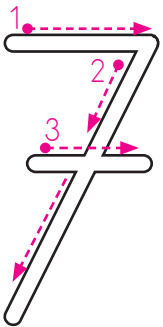
Mm Mm Mm

Mm Mm Mm

Mm Mm Mm

Mm Mm Mm

Yedi rakamını ok yönünde yazalım, boşlukları dolduralım.



7 7 7 7 7 7 7 7

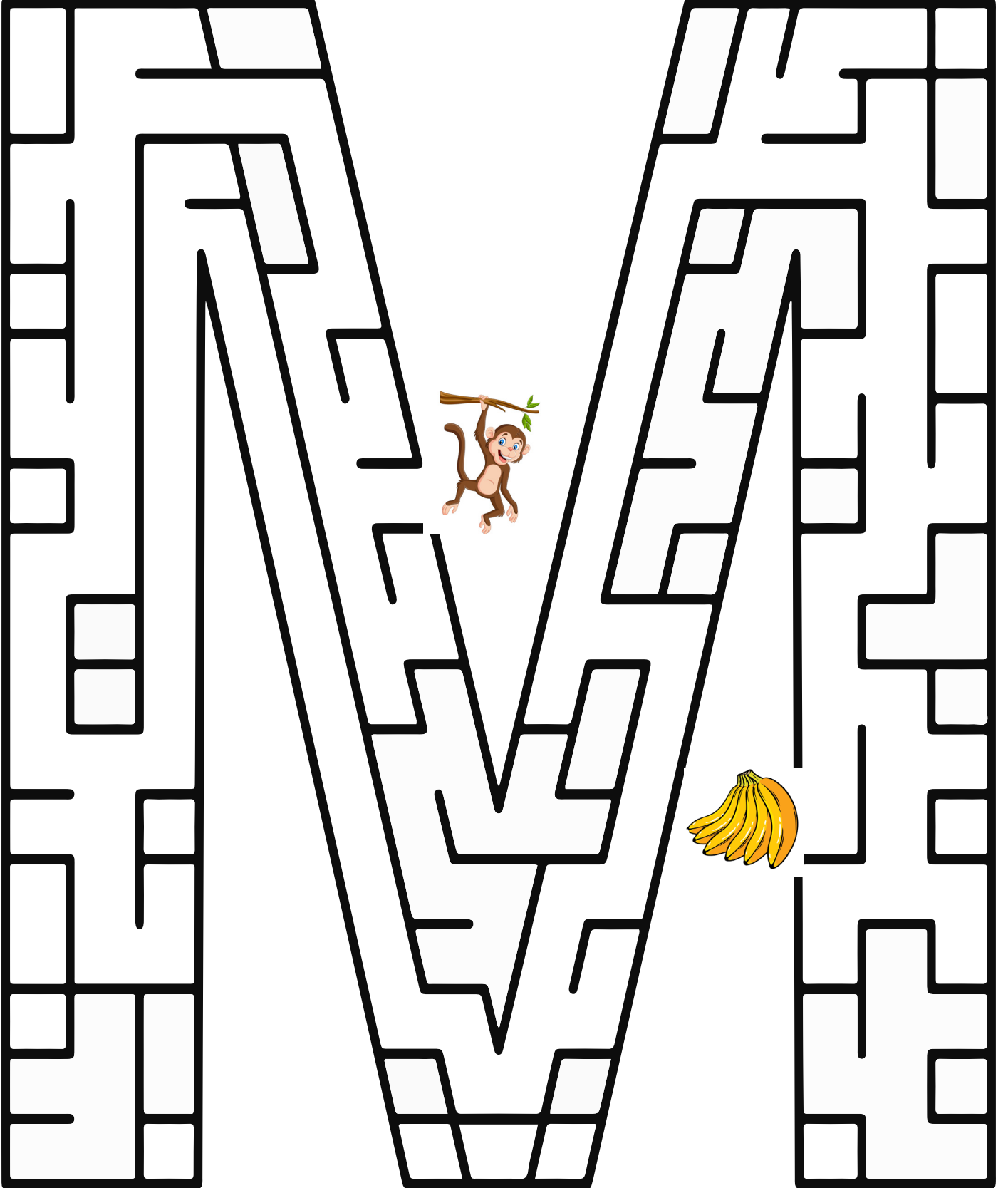
7

7

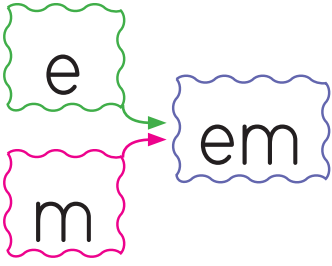


# Eğlenme Zamanı

Sevgili çocuklar aşağıdaki maymun çok acıkmış. Onu "m" harfinin içindeki labirentten muzlara ulaştıralım.

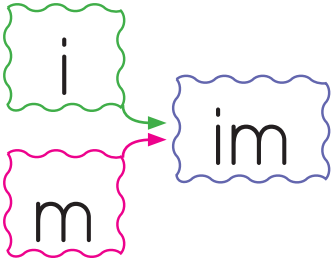


# Hece Oluřturma



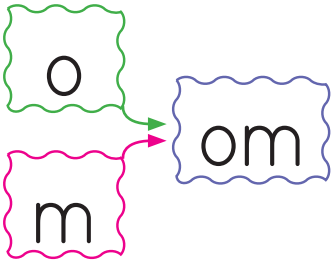
em em em em em em

em




im im im im im im

im



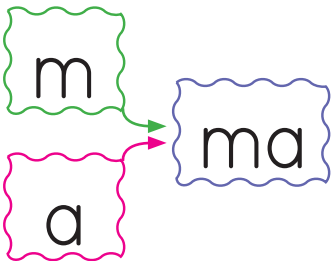
om om om om om om

om



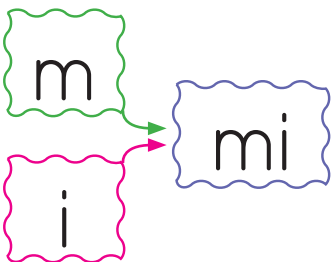
me me me me me me

me



ma ma ma ma ma ma

ma



mi mi mi mi mi mi

mi

# Hece Oluřturma

a ma ama ama ama ama ama

ama

el ma elma elma elma elma

elma

ma ma mama mama mama

mama

al ma alma alma alma alma

alma

ma la mala mala mala mala

mala

mo la mola mola mola mola

mola

# Hece Birleřtirme

a man

\_\_\_\_\_

ik lim

\_\_\_\_\_

li man

\_\_\_\_\_

ke man

\_\_\_\_\_

i man

\_\_\_\_\_

kum lu

\_\_\_\_\_

mi nik

\_\_\_\_\_

ko mik

\_\_\_\_\_

kim lik

\_\_\_\_\_

e mek

\_\_\_\_\_

ek mek

\_\_\_\_\_

il kim

\_\_\_\_\_

ka lem

\_\_\_\_\_

ki lim

\_\_\_\_\_

e kim

\_\_\_\_\_

ke mik

\_\_\_\_\_

ki min

\_\_\_\_\_

mi lim

\_\_\_\_\_

# Hece Birleřtirme

kon ma

\_\_\_\_\_

kalk ma

\_\_\_\_\_

an ma

\_\_\_\_\_

Al man

\_\_\_\_\_

mil li

\_\_\_\_\_

em mi

\_\_\_\_\_

lok ma

\_\_\_\_\_

ma na

\_\_\_\_\_

ma ni

\_\_\_\_\_

ke li me

\_\_\_\_\_

Me li ke

\_\_\_\_\_

ka lem lik

\_\_\_\_\_

ma ki ne

\_\_\_\_\_

ki lim li

\_\_\_\_\_

li mon lu

\_\_\_\_\_

# Okuyalım, Yazalım



Ke mal

\_\_\_\_\_

Me lek

\_\_\_\_\_



Ka mil

\_\_\_\_\_

Mi ne

\_\_\_\_\_



İl kem

\_\_\_\_\_

Le man

\_\_\_\_\_



➤ Aşağıdaki cümleleri okuyalım.



Kemal on kilo elma al.



Kamil Melek ile mani oku.



Mine Emel'e kalem al.



İlke Leman ile kilim al.

# Okuyalım, Yazalım

→ Aşağıdaki cümleleri okuyalım, altlarına yazalım.

Emel ekmek al.



Kemal limana in.



O keman kimin?



Emine limon ekme.



Mine minik elma al.



Malik kalemi elleme.



# Okuyalım, Yazalım

Metni 4 defa okuyalım. Her okumanın ardından bir tavşan boyayalım. Boş bırakılan yerlere metni yazalım.

## KEMAN

O keman Mine'nin  
Kemal komik olma  
Keman Mine'nin ama  
Aman aman alma



Empty rounded rectangular box for writing.

Empty rounded rectangular box with a dashed line for writing.

Empty rounded rectangular box with a dashed line for writing.

Empty rounded rectangular box with a dashed line for writing.

Empty rounded rectangular box with a dashed line for writing.



# Okuyalım, Yazalım

Metni 4 defa okuyalım. Her okumanın ardından bir tavşan boyayalım. Boş bırakılan yerlere metni yazalım.


## KEKE NE EKLEMELİ?

Kemal keke elma ekleme

Keke kakao ekle

İlkem keke limon ekle

Nane ekleme



A horizontal rectangular box with a pink border and a blue dashed line for writing.

A horizontal rectangular box with a pink border and a blue dashed line for writing.

A horizontal rectangular box with a pink border and a blue dashed line for writing.

A horizontal rectangular box with a pink border and a blue dashed line for writing.

A horizontal rectangular box with a pink border and a blue dashed line for writing.

# Metin Okuma

→ Aşağıdaki metni okuyalım.

KOMİK EMİNE

Kemal 2 kilo elma al.

Ekim 1 kilo kakao al.



Keke elma ekle.

Ama nane ekleme



Ekim 1 lokma kek al.

Kemal 2 lokma kek al.

Keke kakao ekle.



Emine komik olma.

Keke limon ekleme.



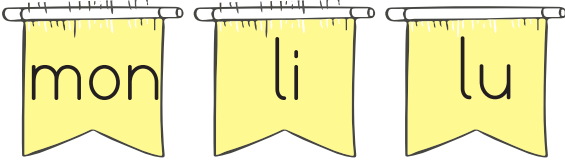
Eline keki alma.

Komik Emine komik.



# Değerlendirme

↪ Aşağıda karışık olarak verilmiş hecelerden anlamlı kelimeler oluşturup yazalım.



↪ Cümlelerdeki boşluklara uygun olan sözcükleri yazalım, okuyalım.



Kemal ninene ..... al.



Nalan komik ..... .



Emine iki ..... al.



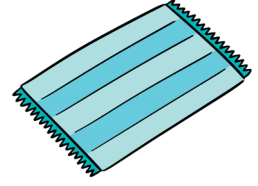


Emel annene iki ..... limon al.



Leman kelime kelime ..... .

# Değerlendirme

↪ Aşağıda görsellerin adlarını altlarına yazalım.



↪ Karışık olarak verilen kelimelerden kurallı cümle oluşturalım.

\* koli

\* al

\* kalem

\* ile

\* al

\* on

\* limon

\* Emel

\* ile

\* elma

\* ekmek

\* al

# Eğlenme Zamanı

Sevgili çocuklar aşağıda verilen sudoku etkinliğindeki eksik parçaları tamamlayalım.

