

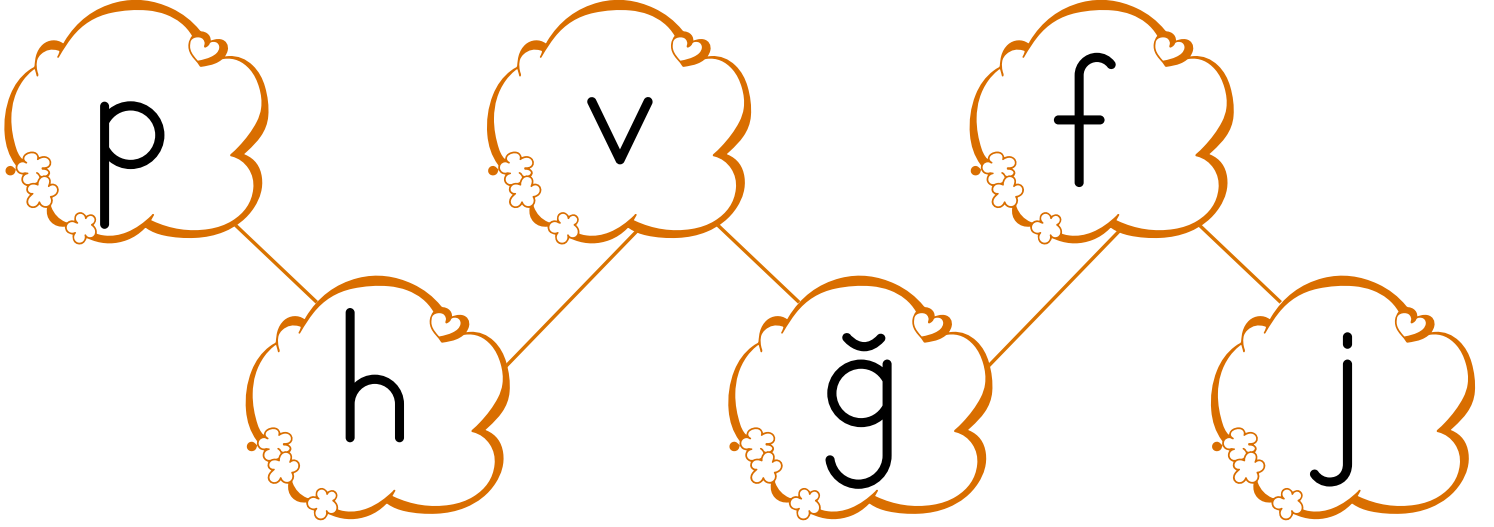
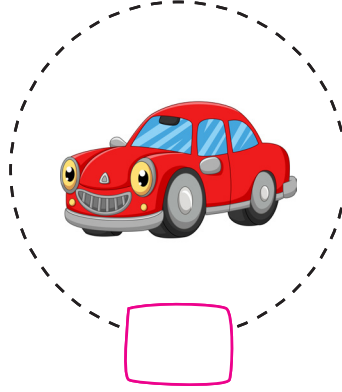
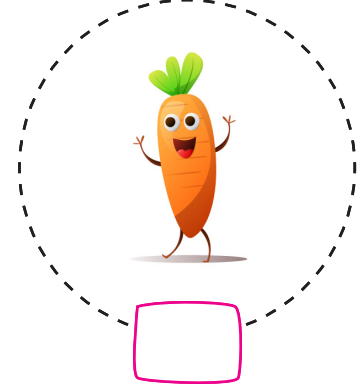




OKUMA YAZMA FASİKÜLLERİ









"H h" Harfini Hissetme



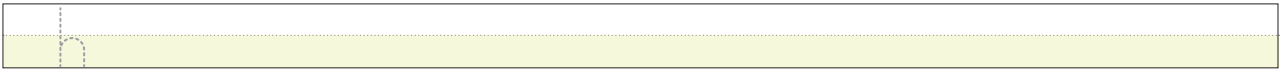

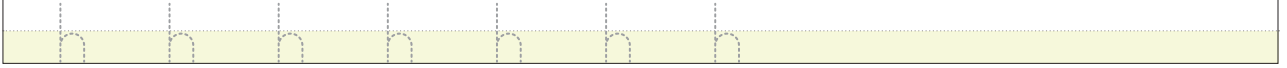

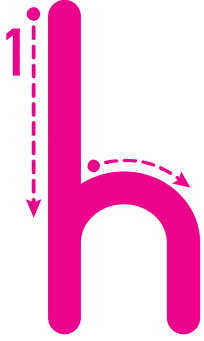
➔ Adında "h" sesi bulunan varlıkları işaretleyelim.



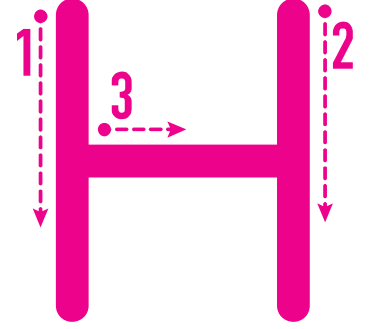
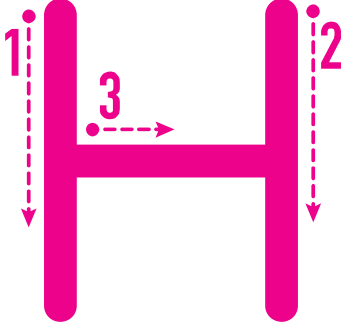
➔ "h" sesi, görselin başında mı ortasında mı yoksa sonunda mı? Altındaki kutucuğa işaretleyelim.



"H h" Harfini Yazma



"H h" Harfini Yazma



Handwriting practice line with a dashed uppercase 'H' for tracing.

Handwriting practice line with a dashed uppercase 'H' for tracing.

Handwriting practice line with a dashed uppercase 'H' for tracing.

Handwriting practice line with a dashed uppercase 'H' for tracing.

Handwriting practice line with a dashed uppercase 'H' for tracing.

Handwriting practice line with a dashed uppercase 'H' for tracing.

Handwriting practice line with a dashed uppercase 'H' for tracing.

Handwriting practice line with a dashed uppercase 'H' for tracing.

Handwriting practice line with a dashed uppercase 'H' for tracing.

Handwriting practice line with a dashed uppercase 'H' for tracing.

➔ Okuyalım, yazalım.

a
h → ah

ah

ah

e
h → eh

eh

eh

i
h → ih

ih

ih

o
h → oh

oh

oh

u
h → uh

uh

uh

ı
h → ih

ih

ih

➔ Okuyalım, yazalım.

h
a → ha

ha

ha

h
e → he

he

he

h
i → hi

hi

hi

h
o → ho

ho

ho

h
u → hu

hu

hu

h
ı → hı

hı

hı

➔ Okuyalım, yazalım.

ha lı

halı


Halı halı yıkadı.



ho roz

horoz

Bizim horoz öttü.



ha lat

halat

Çocuklar halat çeki.



hu zur

huzur


Hakan huzurla uyudu.



no hut

nohut


Ceylan nohut yedi.



tim sah

timsah

Bahadır timsah gördü.



➔ Okuyalım, yazalım.

ha lam

halam

sa bah

sabah

halam

sabah

Nalan halam sabah erken kalktı.

Ba har

Bahar

bah çe

bahçe

Bahar

bahçe

Bahar bahçeden elma topladı.

Er han

Erhan

hız lı

hızlı

Erhan

hızlı

Erhan hızlı koştu.

➔ Okuyalım, yazalım.

he p

he r

hi ç

hi z

hü r

he y

ha la

ha ta

ha lı

he ce

hir ka

si yah


ha lat

ha sat


ha lay

➔ Okuyalım, yazalım.


has ta




tah ta




sah te




Ha kan




Han dan




has ret



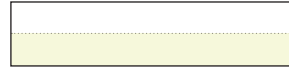
ha ri ka




ha ri ta




ha ki ki




has ta ne




ba ha ne




şa ha ne




ha ne dan



sa bah la



si yah lı



→ Okuyalım, yazalım.



Ahu ile Ahsen arkadaş oldu.

Blank writing line for the sentence.

Hasret sahilde yürüdü.

Blank writing line for the sentence.



Taha hekim oldu.

Blank writing line for the sentence.

Tahir sahneye çıktı.

Blank writing line for the sentence.



Harun kahkaha attı.

Blank writing line for the sentence.

Hale her gün çiçek sular.

Blank writing line for the sentence.



→ Okuyalım, yazalım.



Hayat hasta olmuş.

Hırsız hızlı hızlı kaçıyordu.



Hakkı zararlı yiyecekler yiyor.

Hokkabaz, hakem olmuş.



Hilmi'ye hoş bir hediye aldı.



Hopartör ile müzik dinledi.



→ Okuyalım, yazalım.


HALE

Hale bahçeye çıktı.
Hortumla çiçekleri suladı.
Horoz oradan geçerken
Her yeri ıslandı.
Hale'nin peşinden koştu.
Herkes kahkaha attı.



→ Okuyalım, yazalım.

- Komşu komşu huuu!
- Bahçedeki ne?
- Hindi.
- Kim aldı?
- Hamdi.
- Ne kadara aldı?
- Yirmi.



Handwriting practice lines consisting of seven horizontal rows. Each row has a solid top line, a dashed middle line, and a solid bottom line, providing a guide for letter height and placement.

→ Aşağıdaki metni üç kez okuyalım. Soruları cevaplayalım.

ÇİÇEKLERİN KAHRAMANI

Harun her zamanki gibi eline hortumu alıp bahçeyi sulamaya başladı. Hortumdan bir süre sonra su gelmedi. Harun hemen hortumu inceledi. Hortum kopmuştu. Hızlıca hortumu bantladı. Bahçeyi sulamaya devam etti. Harun çiçeklerin kahramanı olmuştu. Her bahçeye inişinde bu güzel anı hatırladı.






1. Harun nereyi suladı?

2. Hortumdan neden su gelmedi?

3. Hızlıca hortuma ne yaptı?

"H h" Harfi Etkinlik

➔ Aşağıda numaralandırılarak verilen varlıkların adlarını uygun satırlara yazalım.



1

2

3

4

5

6

7

8

9

"H h" Harfi Etkinlik

→ Aşağıda karışık olarak verilen kelimelerden anlamlı cümleler kuralım. Satırlara yazalım.

Hamza
hediye aldı

haritaya
baktı Hilmi

bahçede
horoz öttü

hurma
Hakan yedi

hortumla
suladı bahçeyi

sohbet
ettik Helin'le
