

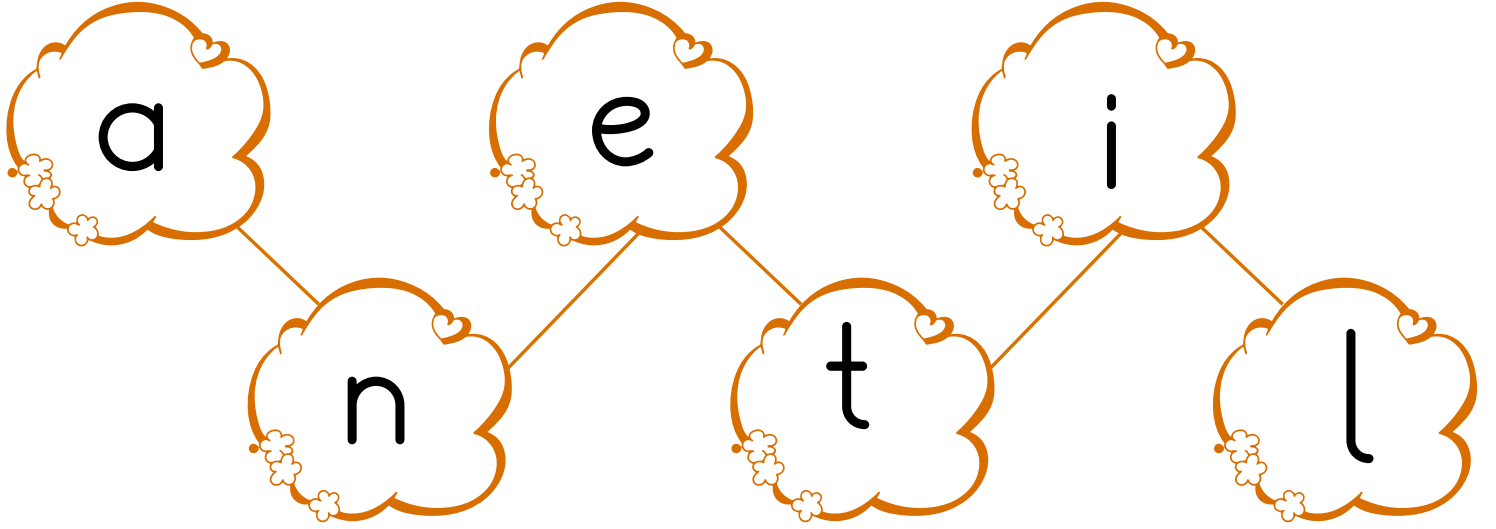
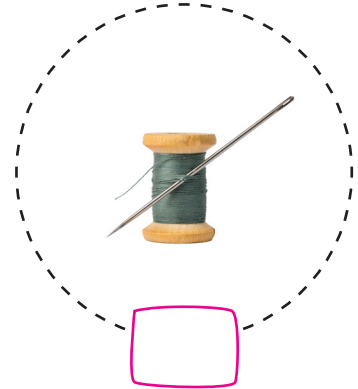
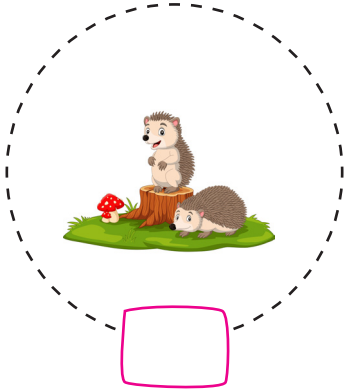


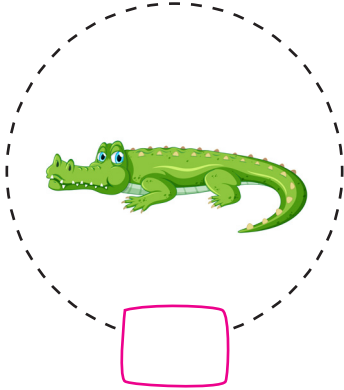
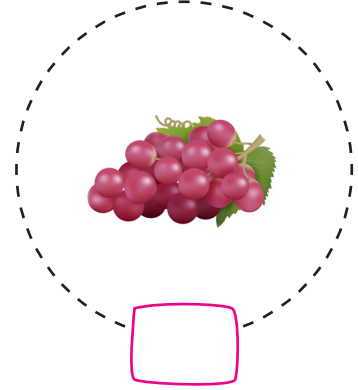




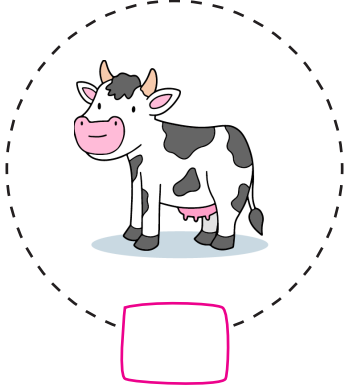


OKUMA YAZMA FASİKÜLLERİ






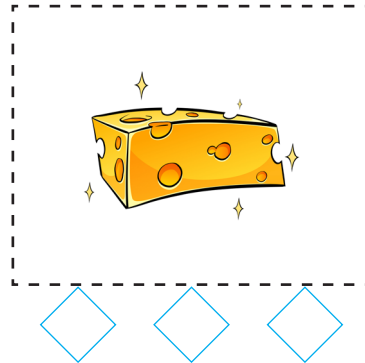



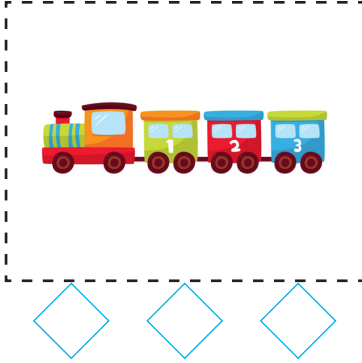


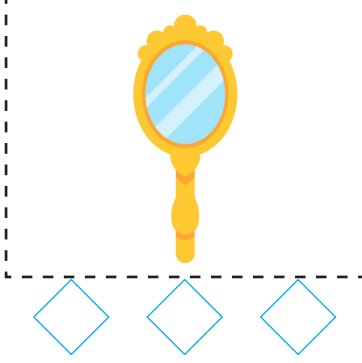
“i” Harfini Hissetme

➔ Adında “i” sesi bulunan varlıkları işaretleyelim.









“i” Harfini Hissetme

➔ “i” sesi, görselin başında mı ortasında mı yoksa sonunda mı? Altındaki kutucuğa işaretleyelim.











”i” Harfini Hissetme


→ İsminde “i” sesi bulunan görseli boyayalım.



”i” Harfini Yazma



"i i" harfini yazma



Handwriting practice line with a dashed midline and a solid bottom line.

Handwriting practice line with a dashed midline and a solid bottom line.

Handwriting practice line with a dashed midline and a solid bottom line.

Handwriting practice line with a dashed midline and a solid bottom line.

Handwriting practice line with a dashed midline and a solid bottom line.

Handwriting practice line with a dashed midline and a solid bottom line.

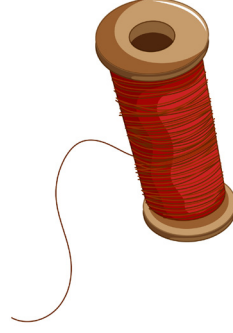
Handwriting practice line with a dashed midline and a solid bottom line.

Handwriting practice line with a dashed midline and a solid bottom line.

Handwriting practice line with a dashed midline and a solid bottom line.

Handwriting practice line with a dashed midline and a solid bottom line.

"i" harfini yazma



Handwriting practice line with a dashed midline and a shaded bottom area.

Handwriting practice line with a dashed midline and a shaded bottom area.

Handwriting practice line with a dashed midline and a shaded bottom area.

Handwriting practice line with a dashed midline and a shaded bottom area.

Handwriting practice line with a dashed midline and a shaded bottom area.

Handwriting practice line with a dashed midline and a shaded bottom area.


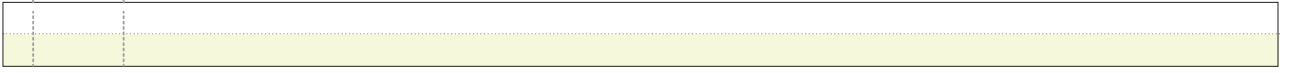
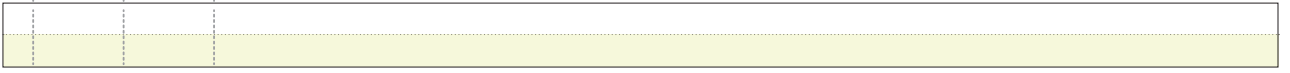


Handwriting practice line with a dashed midline and a shaded bottom area.

Handwriting practice line with a dashed midline and a shaded bottom area.

Handwriting practice line with a dashed midline and a shaded bottom area.

Handwriting practice line with a dashed midline and a shaded bottom area.

"i" harfini Yazma



"i, i" harflerini bulalım.

A N i n

e i n l


i i a

t e i

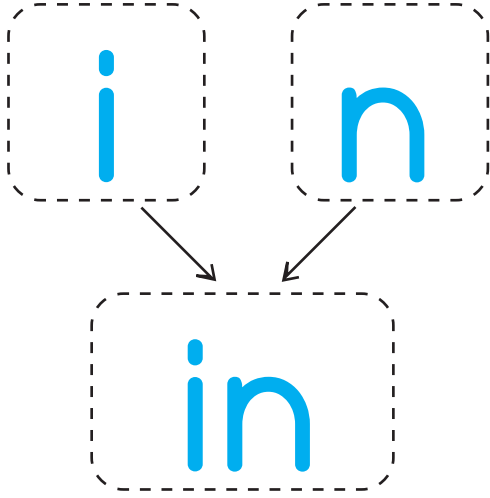
i A n



Boyayalım.



Okuyalım, Yazalım



in in in in in in

in in in in in in

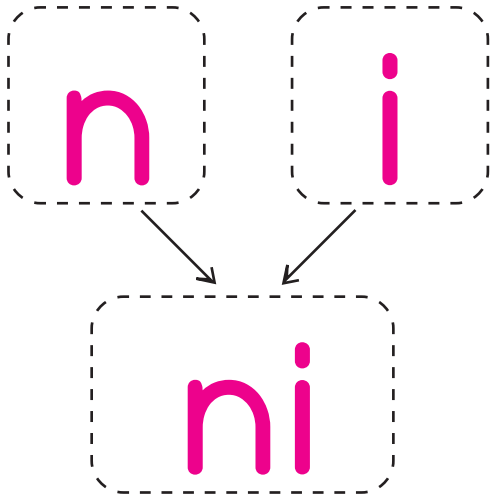
in in in in in in

in in in in in in

in in in

in in

in in



ni ni ni ni ni ni

ni ni ni ni ni ni

ni ni ni ni ni ni

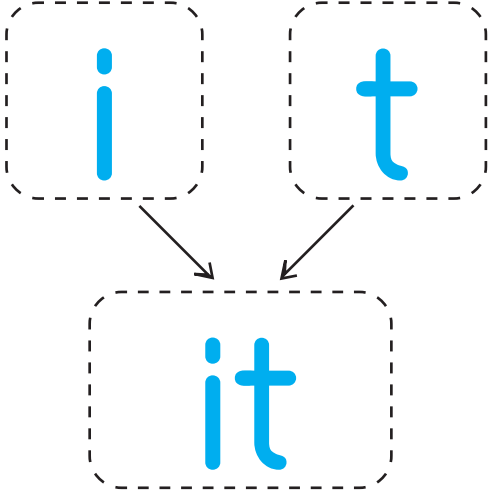
ni ni ni ni ni ni

ni ni ni

ni ni

ni ni

Okuyalım, Yazalım



it it it it it it it

it it it it it it it

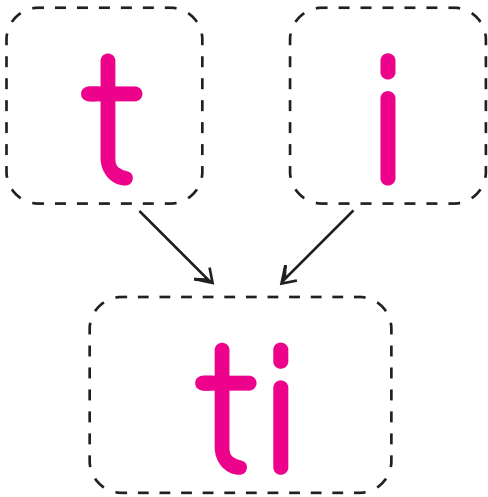
it it it it it it it

it it it it it it it

it it it

it it

it it



ti ti ti ti ti ti ti

ti ti ti ti ti ti ti

ti ti ti ti ti ti ti

ti ti ti ti ti ti ti

ti ti ti

ti ti

ti

➔ Aşağıda oluşturulan heceleri okuyalım, yazalım.

a ni
ani

ani ani ani ani ani ani

ani

a it
ait

ait ait ait ait ait ait ait

ait

e ti
eti

eti eti eti eti eti eti eti

eti

i ti
iti

iti iti iti iti iti iti iti iti

iti

it ti
itti

itti itti itti itti itti itti itti

itti

➔ Aşağıda oluşturulan heceleri okuyalım, yazalım.

et ti
etti

etti etti etti etti etti etti
etti

i nat
inat

inat inat inat inat inat
inat

ı nan
inan

inan inan inan inan inan
inan

ni ne
nine

nine nine nine nine nine
nine

nin ni
ninni

ninni ninni ninni ninni at at at
ninni

➔ Verilen harflerle sözcükler oluşturalım, yazalım.

i A l

n a i

t i a

i n t a

i n n e

➔ Sözcükleri hecelerine ayıralım, yazalım.

nine

etti

ninni

➔ Boş bırakılan yerlere verilen harflerden uygun olanını yazalım.

i

t

i

a

n

....nat

....nal

....it

ni....e

e...i

”i i” Harfi Etkinlik

➔ Görsellerle kelimeleri eşleştirelim.


nine

İnan

itti




➔ Aşağıdaki okul servisini okula ulaştıralım.



"İ i" Harfi Etkinlik

➔ Aşağıdaki kelimeleri bulmacada soldan sağa doğru bulalım.
Bulduğumuz kelimelerin yanındaki kutucuğa işaret koyalım.



ait

ani

itti

iti

eti

İnan

etti

inat

nine


a	n	i	e	j	n	a	t	e
l	l	i	i	l	a	e	t	i
k	a	a	e	İ	n	a	n	a
a	k	i	t	i	a	e	i	a
l	i	t	k	e	t	t	i	k
i	k	n	i	n	e	a	a	k
a	i	t	l	i	t	t	i	a

"i i" Harfi Etkinlik

➔ Aşağıdaki boşluklara meyvelere ait olan ses veya heceleri yazalım ve okuyalım. leri yazalım ve okuyalım.



a



nin



ti




ne



et





ni



it



a



➔ Aşağıda verilen rakamı okuyalım ve yazalım.

