









OKUMA YAZMA FASİKÜLLERİ





"K k" Harfini Hissetme

➔ Adında "k" sesi bulunan varlıkları işaretleyelim.









➔ "k" sesi, görselin başında mı ortasında mı yoksa sonunda mı? Altındaki kutucuğa işaretleyelim.







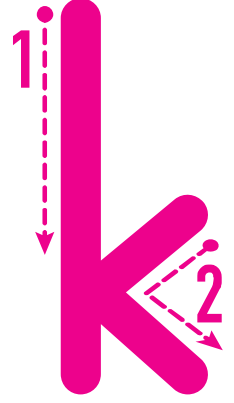
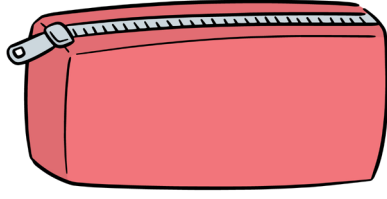
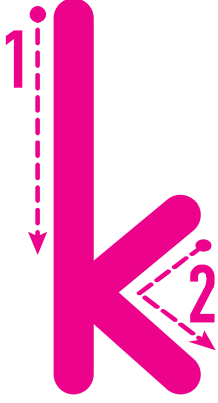
     

"K k" Harfini Hissetme






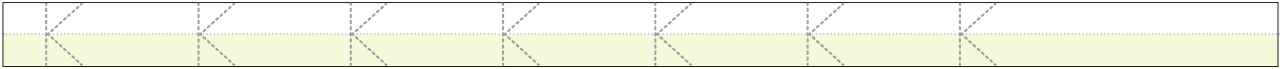
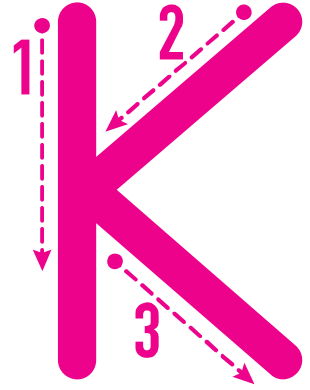

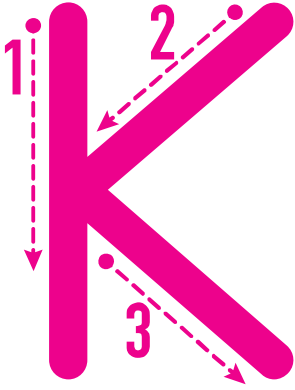
→ Aşağıdaki varlıkları inceleyelim, içinde "k" sesi olanları boyayalım.










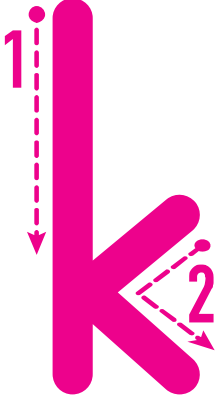
"K k" Harfini Yazma



"K k" Harfini Yazma



"K k" Harfini Yazma



Okuyalım, Yazalım

a
k → ak

ak
ak

e
k → ek

ek
ek

i
k → ik

ik
ik

o
k → ok

ok
ok

k
a → ka

ka
ka

k
e → ke

ke
ke

k
i → ki

ki
ki

Okuyalım, Yazalım

k
o → ko

ko

ko

ka
l → kal

kal

kal

ka
t → kat

kat

kat

ke
l → kel

kel

kel

ku
l → kul

kul

kul

ke
k → kek

kek

kek

ki
l → kil

kil

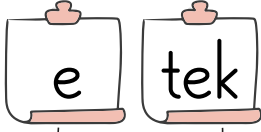
kil

➔ Okuyalım, yazalım.



etek

etek



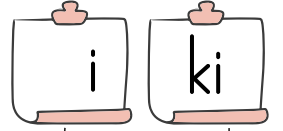
etek

İlke etek al.

iki

iki

Nail iki tane kek al.




iki



koli

koli



koli

Nil koli koli toka al.

➔ Okuyalım, yazalım.

kan tin

kantin

ki lit

kilit

kantin

kilit

Talat kantin kilitli.

Al kan

Alkan

i nek

inek

Alkan

inek

Alkan kalk inek otlat.

ki lo

kilo

ke lek

kelek

kilo

kelek

Onat kilo kilo kelek al.

➔ Okuyalım, yazalım.

O kan

e lek

ek le

Okan Okan elek elek eke eke

Okan ekele kekik ekele

Te kin

kek lik

tak la

tekin tekin keklük keklük takla takla

tekin keklük ile takla at.

Ke nan

tek ne

le ke

Kenan Kenan tekne tekne leke leke

Kenan o tekne lekeli.

➔ Okuyalım, yazalım.

ki lo

kilo

Onat 1 kilo et al.

kat la

katla

Nalan 2 tane atlet katla.

ko nak

konak

Nal o konak otele ait.

nok ta

nokta

Lale itina ile nokta ekle.

kan ka

kanka

Ali, Onat ile kanka ol.

til ki

tilki

Tilki ile tonton at kol kola.

➔ Okuyalım, yazalım.

kal kan

kalkan kalkan

Okan kalkan ele.



le ke li

lekeli lekeli

Fla o etek lekeli



ka ka o

kakao kakao

Keke kakao ekle.



e ti ket

etiket etiket

Kenan etiket al.



lo kan ta


lokanta lokanta

Kanka o lokanta.



"K k" Harfi Etkinlik

➔ Boş bırakılan yerlere "k" harfini yazalım, oluşan sözcükleri okuyalım.



➔ Aşağıdaki sözcükler anlamlı cümleler oluşturalım, yazalım.


Tekin - al - toka - annene

Okan - iki - ete - kekik

➔ Metni 4 defa okuyalım. Her okumanın ardından bir balon boyayalım. Boş bırakılan yerlere metni yazalım.

KEKİK

Nine elekle ele
Nine iki kekik ele
Nine ete kekik ekle.
İki tane kekik ekle
Elin ile ete kekik ekle.



Blank writing line with a green shaded bottom section.

Blank writing line with a green shaded bottom section.

Blank writing line with a green shaded bottom section.

Blank writing line with a green shaded bottom section.

Blank writing line with a green shaded bottom section.

➔ Metni 4 defa okuyalım. Her okumanın ardından bir balon boyayalım. Boş bırakılan yerlere metni yazalım.

AL


Ekin al.

Ekin kek al.

Ekin iki kek al.

Kakaolu kek al.

Ekin koli koli kek al.



A horizontal writing line with a light green shaded bottom section.

A horizontal writing line with a light green shaded bottom section.

A horizontal writing line with a light green shaded bottom section.

A horizontal writing line with a light green shaded bottom section.

A horizontal writing line with a light green shaded bottom section.

➔ Metni 4 defa okuyalım. Her okumanın ardından bir balon boyayalım. Boş bırakılan yerlere metni yazalım.

OTLAT


Okan otlat.

Okan ala inek otlat.

Otlakta iki inek otlat.

Kilo kilo otlat.

Tek tek inek otlat.



Blank writing line with a yellow background for the first row.





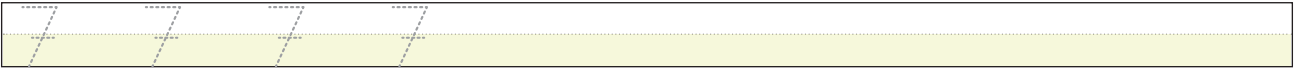
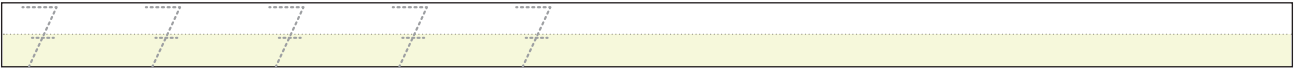
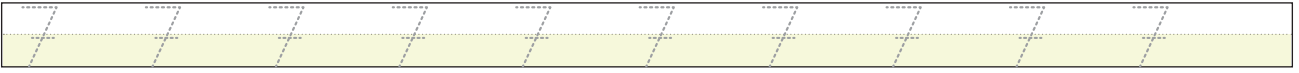
Blank writing line with a yellow background for the second row.

Blank writing line with a yellow background for the third row.

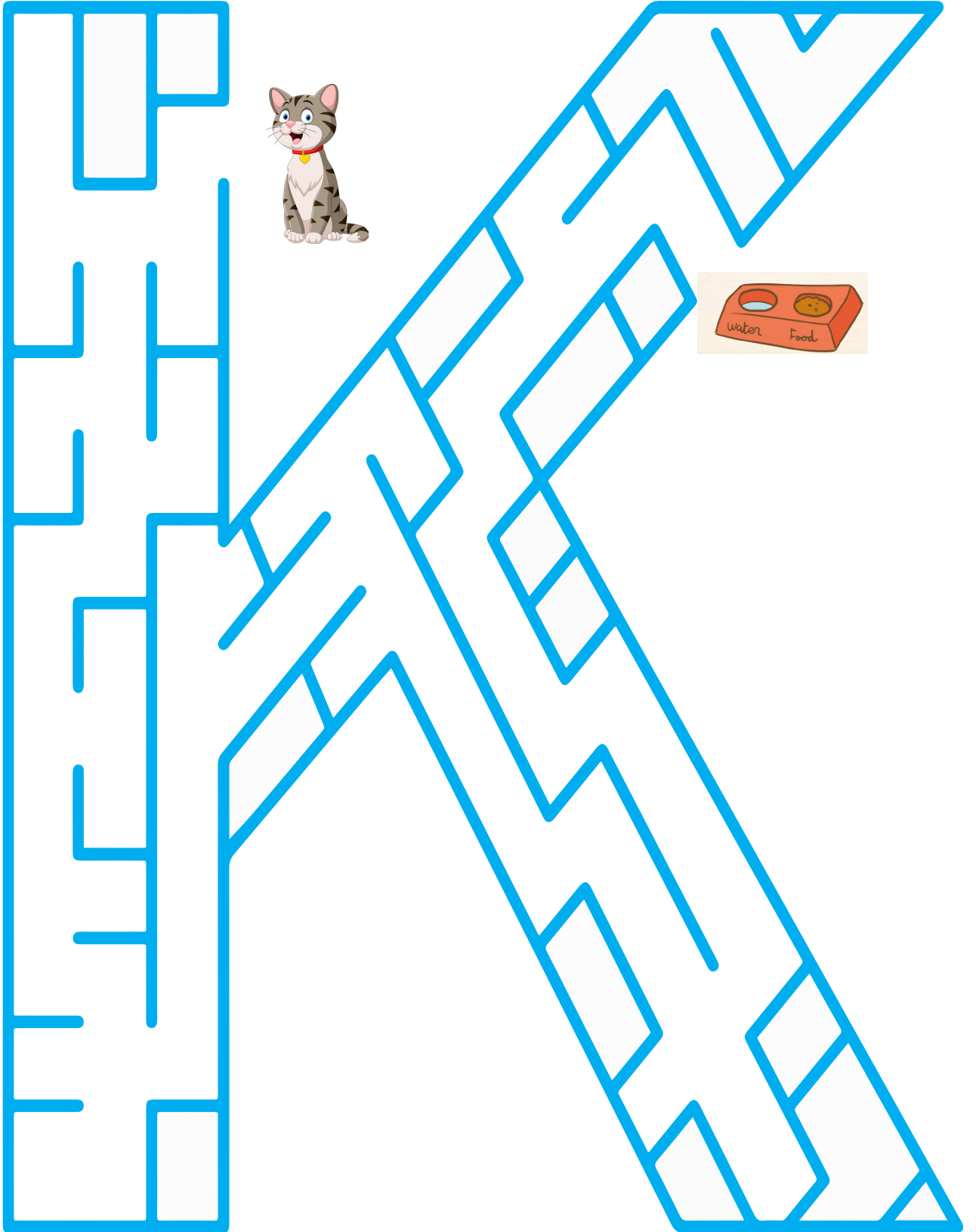
Blank writing line with a yellow background for the fourth row.

Blank writing line with a yellow background for the fifth row.

“7” Rakamını Yazma



➔ Sevgili çocuklar Pamuk mamasını arıyor. Onu sadece K harfi içindeki labirentten geçirerek mamasına ulaştırın.



→ Hece ve kelimeleri okuyalım. İstenen renge boyayalım.

ak

ele

elek

leke

kel

kek

elle

kalk

ak

ele

elek

leke

kel

kek

elle

kalk


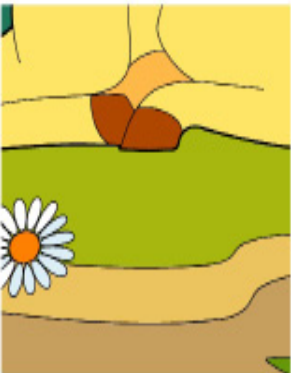

leke

ele

ele

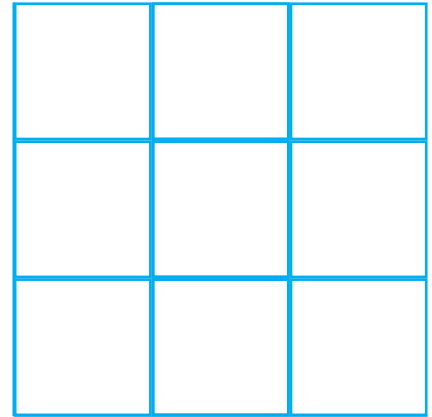

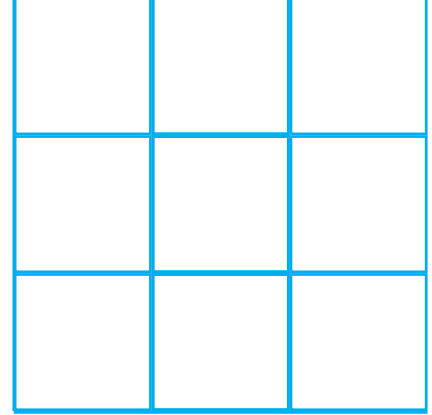

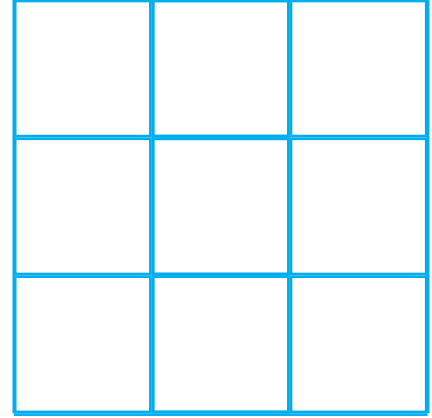




elek

→ Aşağıda verilen parçaları makas yardımı ile kesip verilen şekle uygun olarak birleştirelim.



Eğlenme Zamanı

➔ Aşağıdaki hayvanlar ile renkler eşleştirilmiştir. Yan tarafta verilen boşlukları eşleştirmeye uygun olarak boyayalım.



→ Aşağıdaki hece ve ses örneklerine bakarak alttaki kutucukları uygun şekillerle dolduralım.

kek	ekle	elle	kalk
○	□	△	+

elle	ekle	kalk	kek	elle	ekle

kalk	kek	elle	elle	ekle	kalk

kek	elle	kek	ekle	kalk	elle