


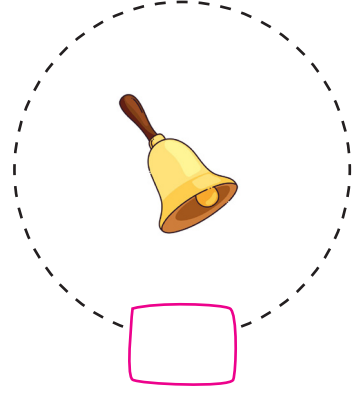
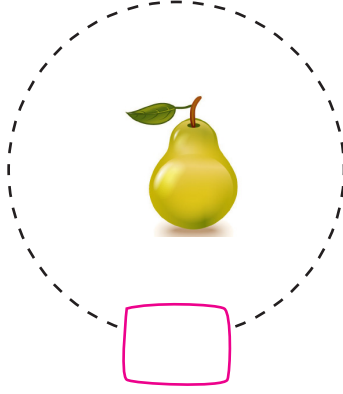

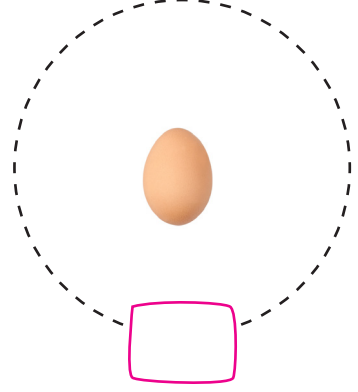
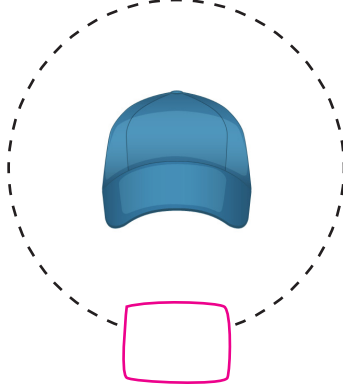


OKUMA YAZMA FASİKÜLLERİ

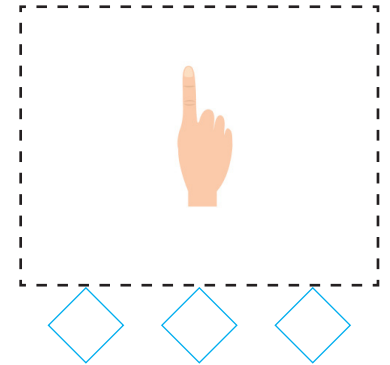
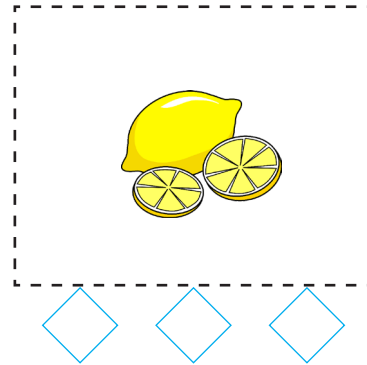

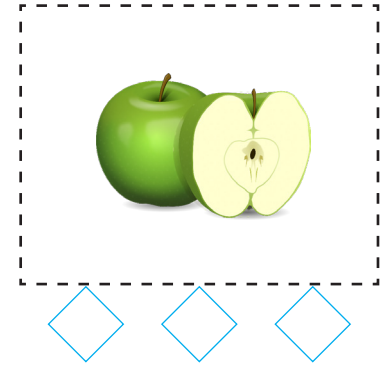
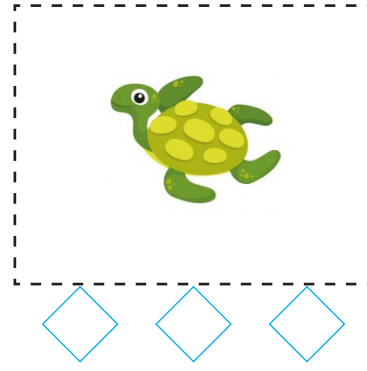



"M m" Harfi Hissetme






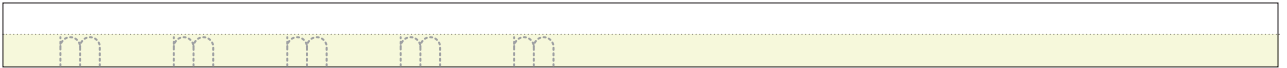
➔ Adında "m" sesi bulunan varlıkları işaretleyelim.




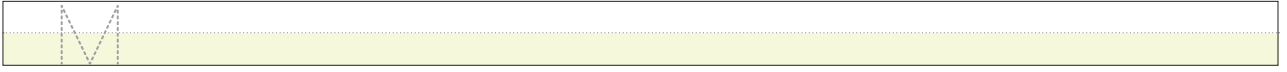
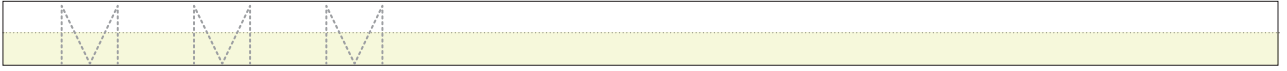
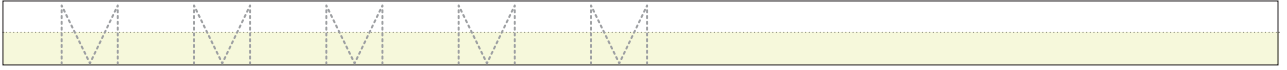
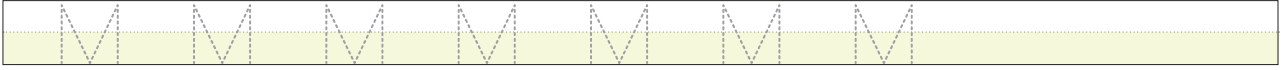
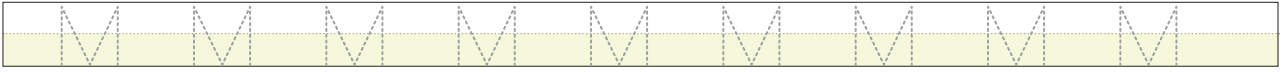


➔ "m" sesi, görselin başında mı ortasında mı yoksa sonunda mı? Altındaki kutucuğa işaretleyelim.




"M m" Harfini Yazma



"M m" Harfini Yazma



“M m” Harfini Yazma



mM mM mM mM mM mM mM

mM mM mM mM mM

mM mM mM

mM mM

mM

mM

mM

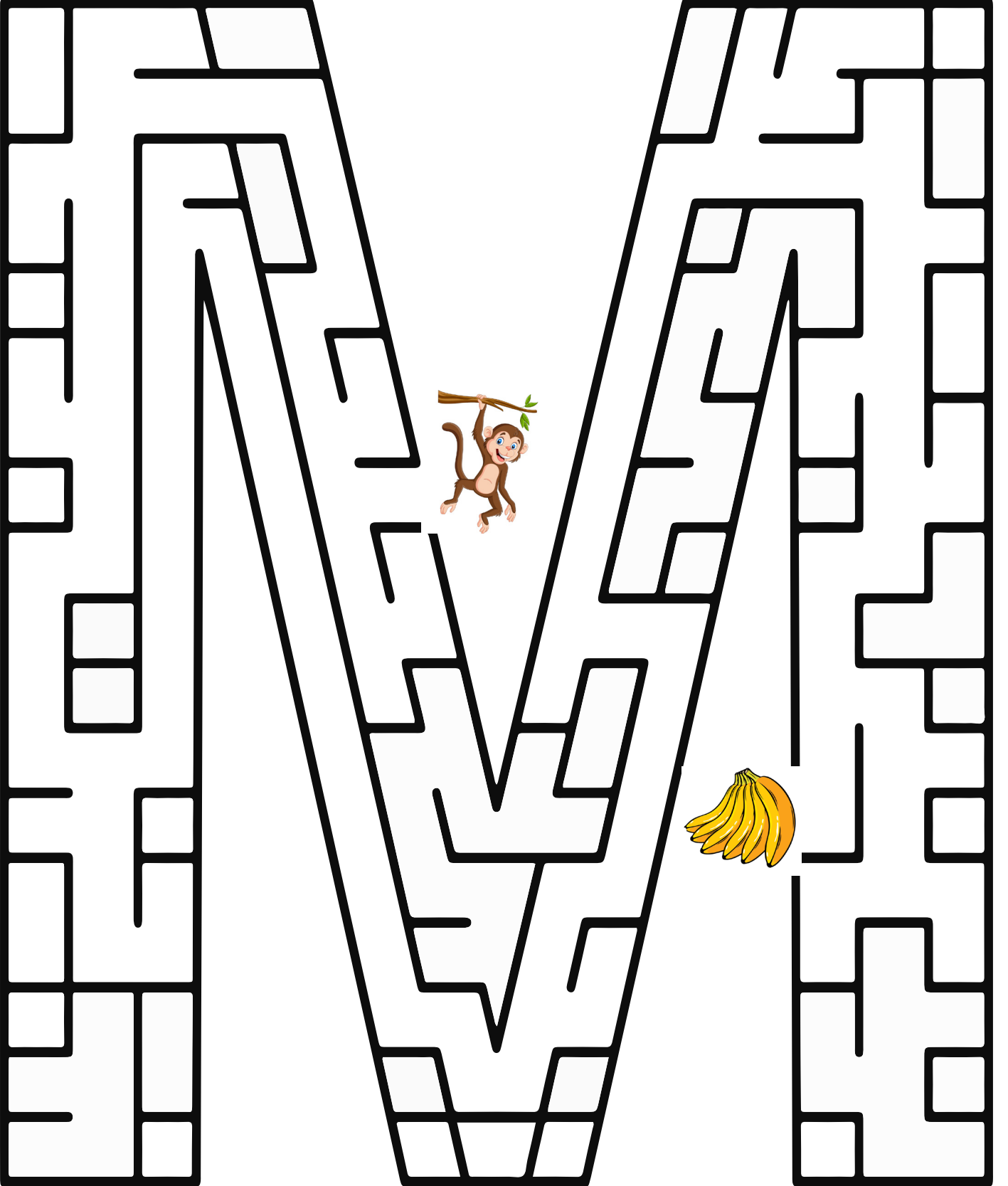
mM

mM

mM

mM

➔ Sevgili çocuklar aşağıdaki maymun çok acıkmış. Onu "m" harfinin içindeki labirentten muzlara ulaştıralım.



➔ Aşağıdaki heceleri okuyalım, yazalım.

e
m → em

em

em

i
m → im

im

im

o
m → om

om

om

u
m → um

um

um

ı
m → im

im

im

m
a → ma

ma

ma

➔ Aşağıdaki heceleri ve kelimeleri okuyalım, yazalım.

m
e
me

me

me

m
i
mi

mi

mi

m
o
mo

mo

mo

m
u
mu

mu

mu

m
i
mi

mi

mi

mo
r
mor

mor

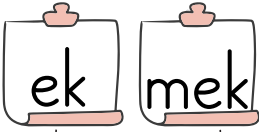
mor

→ Okuyalım, yazalım.



ekmek

ekmek



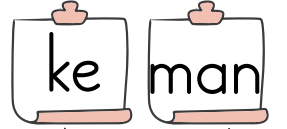
ekmek

Emel ekmek al.

keman

keman

Mert o keman kimin?

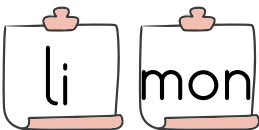


keman



limon

limon



limon

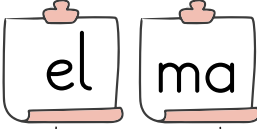
Emine marketten limon al.

→ Okuyalım, yazalım.

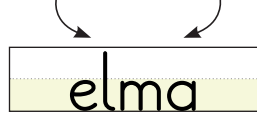


elma

elma




Mine minik elma alma.



kalem

kalem

Malik kalemi elleme.

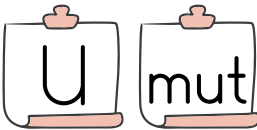


kalem



Umut

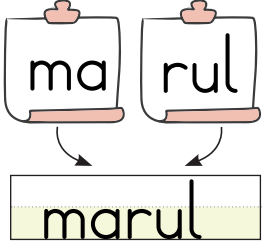
Umut



Umut marketten makarna al.

Umut

➔ Okuyalım, yazalım.



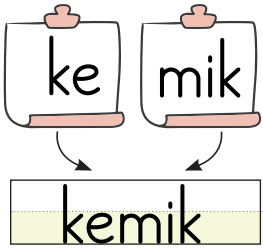
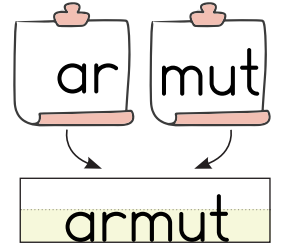
marul

Melek o marul mu?



armut

Metin armut lekeli mi?



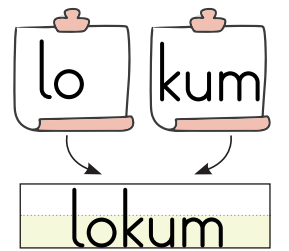
kemik

Melike kemikli eti alma.



lokum

Kamil lokum ikram etti.



➔ Aşağıdaki kelimeleri okuyalım, yazalım.

a ma

mo la

ma ma

al ma

ek me

om let

a man

i man

e mek

e kim

ko mik

li man

kim lik

ek mek

im la

➔ Aşağıdaki kelimeleri okuyalım, yazalım.

mi nik

ki lim

ke mik

ki min

mi lim

kon ma

ma ni

an ma

Al man

mil li

em mi

lok ma

ma na

man tı

kok ma

➔ Aşağıdaki kelimeleri okuyalım, yazalım.

ke li me

Me li ke

ka lem lik

ma ki ne

li mon lu

mi nik le

➔ Aşağıdaki isimleri okuyalım, yazalım.

Ke mal

Me lek

Ka mil

Mi ne

İl kem

Le man

E min





Ma lik

Me te

➔ Metni 4 defa okuyalım. Her okumanın ardından bir tavşan boyayalım. Boş bırakılan yerlere metni yazalım.

KEMAN

O keman Mine'nin
Kemal komik olma
Keman Mine'nin ama
Aman aman alma, kırma.



→ Aşağıdaki metni okuyalım.

KOMİK EMİNE



Kemal 2 kilo elma al.

Ekim 1 kilo kakao al.



Keke elma ekle.

Ama nane ekleme



Ekim 1 lokma kek al.

Kemal 2 lokma kek al.

Keke kakao ekle.



Emine komik olma.

Keke limon ekleme.



Eline ekme alma.

Komik Emine komik.



➔ Metni 4 defa okuyalım. Her okumanın ardından bir elma boyayalım. Boş bırakılan yerlere metni yazalım.



KEMAL

Kemal marketten un al.

Un ile irmik al.

İlkem keki ikram et.

Kemal ekmek ikram et.



"M, m" Harfi Etkinlik

➔ Aşağıda karışık olarak verilmiş hecelerden anlamlı kelimeler oluşturup yazalım.

ka lik lem

mik ko lik

lu li mon

ne ki ma

➔ Cümlelerdeki boşluklara uygun olan sözcükleri yazalım, okuyalım.

elma

kilo

ekmek

olma

anla



Kemal ninene al.



Nalan komik



Emine iki al.



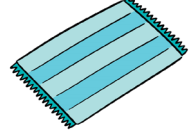


Emel annene iki kilo al.



Leman kelime kelime

"M, m" Harfi Etkinlik

➔ Aşağıda verilen görsellerin adlarını yazalım.



➔ Aşağıda karışık olarak verilmiş hecelerden anlamlı kelimeler oluşturup yazalım.

tatlı

lokum

İtir

alır

kalem

Tarık

kalin

al

Metin

kale

kumlu

o

Rakamları Öğrenelim

➔ Aşağıda rakamları okuyalım yazalım.

0

1

2

3

4

5

6

7

8

9

0 1 2 3 4 5 6 7 8 9

0 1 2 3 4 5 6 7 8 9