


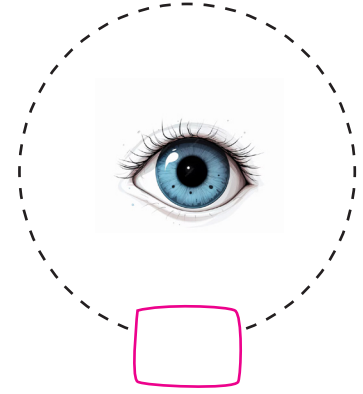
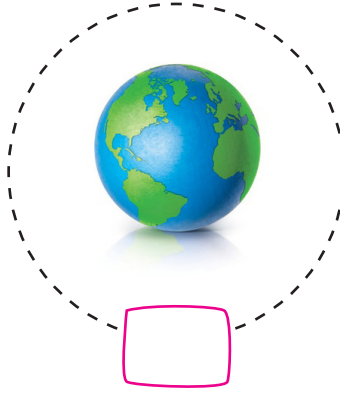
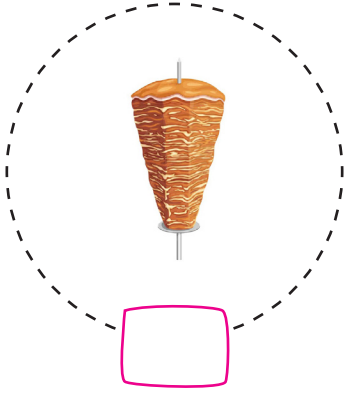

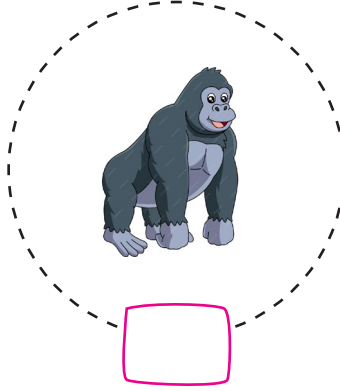



# OKUMA YAZMA FASİKÜLLERİ

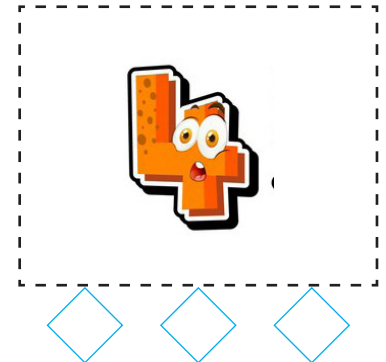

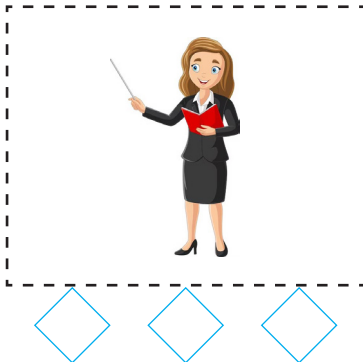





## “Ö ö” Harfini Hissetme



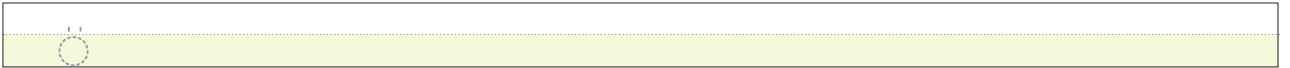



➔ Adında “ö” sesi bulunan varlıkları işaretleyelim.









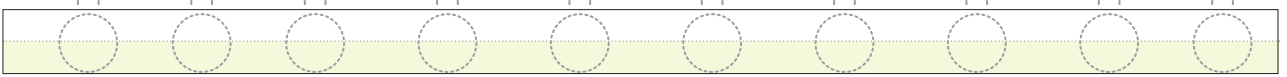
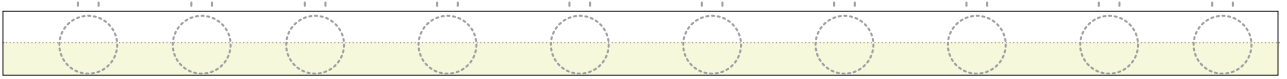


➔ “ö” sesi, görselin başında mı ortasında mı yoksa sonunda mı? Altındaki kutucuğa işaretleyelim.









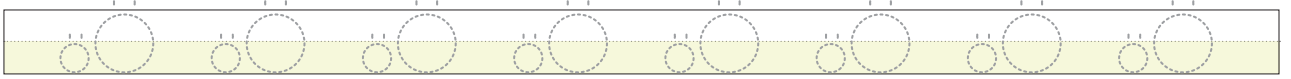
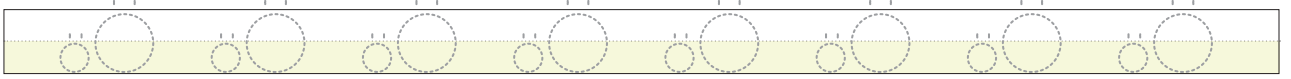
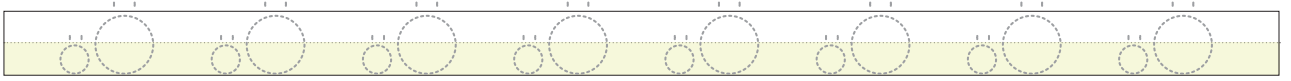


“Ö ö” Harfini Yazma



“Ö ö” Harfini Yazma



“Ö ö” Harfini Yazma



➔ Okuyalım, yazalım.

ö  
n → ön

ön

ön

ö  
t → öt

öt

öt

ö  
k → ök

ök

ök

ö  
r → ör

ör

ör

ö  
m → öm

öm

öm

ö  
s → ös

ös

ös

➔ Okuyalım, yazalım.

n ö nö  
nö

t ö tö  
tö

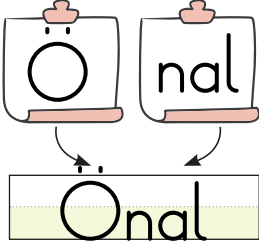
l ö lö  
lö

k ö kö  
kö

m ö mö  
mö

s ö sö  
sö

→ Okuyalım, yazalım.



Önal

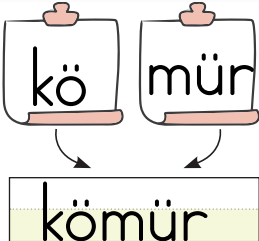
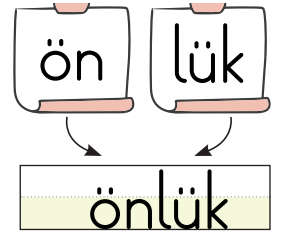
Önal

Önal keklik öttü.

önlük

önlük

Ömer önlük taktı mı?



kömür

kömür

Melek altı kilo kömür al.



➔ Okuyalım, yazalım.

kö k

ö nü

ör tü

kö kü

kö tü

öt tü

ö nem

kö mür

ön lem

kök lü

sök tü

ör nek

kö tü lük

kö ken le

ö nem li

➔ Okuyalım, yazalım.

ön lem

önlem önlem

Emin önlem al.



tö re ne

törene törene

Önel törene katıl.



ör tü lü

örtülü örtülü


Selin masa örtülü.



a san sör

asansör asansör

Mert o asansör.



mo ni tör

monitör monitör

○ monitör kötü.



→ Okuyalım, yazalım.

Ök men

kek lik

öt tü

Ökmen Ökmen

keklik keklik

öttü öttü

Ökmen keklik öttü.

Ö nal

ön lük

sö kük

Önal Önal

önlük önlük

sökük sökük

Önal önlük sökük.

Ö mür

kö kü

su la

Ömür Ömür

kökü kökü


sula sula

Ömür kökü sula.

➔ Metni 4 defa okuyalım. Her okumanın ardından bir balon boyayalım. Boş bırakılan yerlere metni yazalım.

## ÖNEL

Önel kökü sula.  
Önel kök önemli.  
Onu sakın sökme.  
Sula önel sula.  
Ömür'e örnek ol.



Blank writing line with a dashed line for tracing.

Blank writing line with a dashed line for tracing.

Blank writing line with a dashed line for tracing.

Blank writing line with a dashed line for tracing.

Blank writing line with a dashed line for tracing.

➔ Metni 4 defa okuyalım. Her okumanın ardından bir balon boyayalım. Boş bırakılan yerlere metni yazalım.

## ÖNLÜK


Önlük tak.

Ökten önlük tak.

Önlemlerini önlük tak.

Ökten önlükle anlat.

Ökten önlükle konu anlat.



Blank writing line with a yellow background.

Blank writing line with a yellow background.

Blank writing line with a yellow background.

Blank writing line with a yellow background.

Blank writing line with a yellow background.



➔ Aşağıdaki cümleleri okuyalım, altta verilen ilgili resimleri bulup cümlelerin başına numaralarını yazalım.

Önal kömürü elleme.

Ömer keklik öttü.

Ömür traktör sür.

Nine nemli önlük ütüle.



➔ Aşağıda karışık olarak verilmiş hecelerden anlamlı kelimeler oluşturup yazalım.

te ö ki

ne ö nü

ri ö ne

ö lü rü

tör mo ni

tü ö rün

➔ Aşağıdaki metni üç defa okuyalım, her okumada bir ördeği boyayalım.

## ÖTTÜ

Keklik öttü.

Ömür keklik öttü.




Ömür öteki keklik öttü.

Ömür öteki minik keklik öttü.




Ömür öteki keklik öttü.

Ömür keklik öttü.

Keklik öttü.



➔ Görsellerin altlarındaki boş alanlara görsellerin çağrıştırdığı isimleri yazalım.



## "Ö ö" Harfi Etkinlik

➔ Verilen kelimeleri el çırparak okuyalım. Her kelimenin hece sayısı kadar köpek boyayalım.



öteki



kör



önlemlı



köklü



aktör



körükleme



amatör



sönük





## Eğlenelim

➔ Sevgili çocuklar aşağıda verilen sudoku etkinliğindeki eksik parçaları tamamlayalım.

