




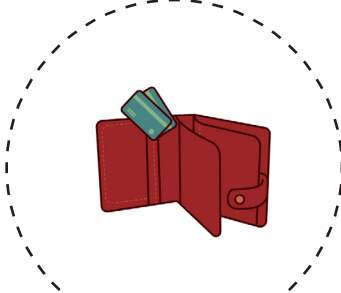


OKUMA YAZMA FASİKÜLLERİ







"R r" Harfini Hissetme

➔ Adında "r" sesi bulunan varlıkları işaretleyelim.






➔ "r" sesi, görselin başında mı ortasında mı yoksa sonunda mı? Altındaki kutucuğa işaretleyelim.







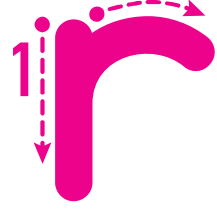

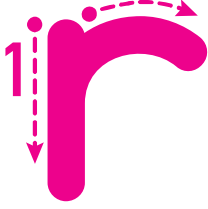
     

"R r" Harfini Hissetme







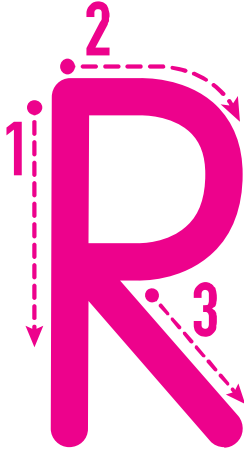
→ Aşağıdaki varlıkları inceleyelim, içinde "r" sesi olanları boyayalım.







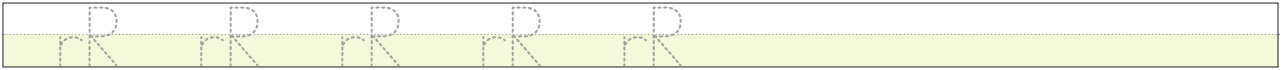
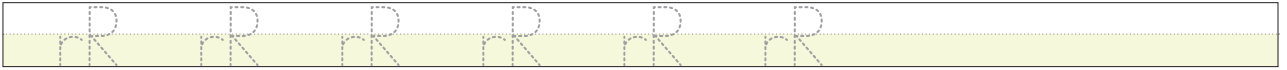

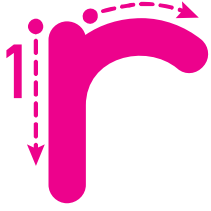
"R r" Harfini Yazma



"R r" Harfini Yazma



"R r" Harfini Yazma



➔ Okuyalım, yazalım.

a
r → ar

ar

ar

e
r → er

er

er

i
r → ir

ir

ir

o
r → or

or

or

u
r → ur

ur

ur

r
a → ra

ra

ra

➔ Okuyalım, yazalım.

r
e → re

re

re

r
i → ri

ri

ri

r
o → ro

ro

ro

r
u → ru

ru

ru

na
r → nar

nar

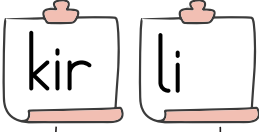
nar

ka
r → kar

kar

kar

➔ Okuyalım, yazalım.



kirli

kirli

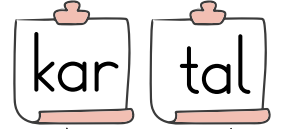
kirli

Ali o koltuk kirli.

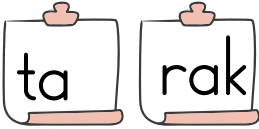
kartal

kartal

Kaan, o kartal atletik.



kartal



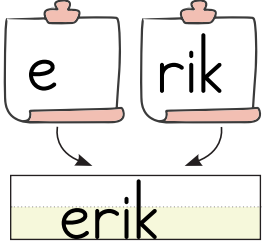
tarak

tarak


tarak

Nalan tarak ile tara.

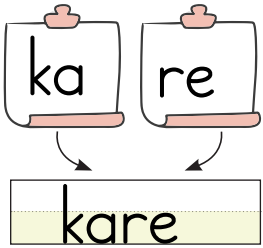
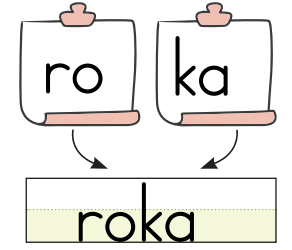
➔ Okuyalım, yazalım.



erik
Tuna on erik al.



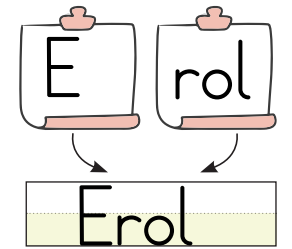
roka
Utku, Umut ile roka al.



kare
Altan, kare kek al.



Erol
Erol kokulu tale ekti.



➔ Okuyalım, yazalım.

renk li
renkli

renkli
Kaan renkli renkli okur.
renkli



Rana
Rana o kurt.
Rana

Ra na
Rana

kar ne
karne

karne
Orkun karneni al.
karne



terlik
Terlik ne renk?
terlik

ter lik
terlik

➔ Okuyalım, yazalım.

Nur ten

or tak

Er kan

Nurten

ortak ortak

Erkan Erkan

Nurten ile Erkan ortak

Ka ran

Er tan

ne re li

Karan Karan

Ertan Ertan

nereli

Karan, Ertan nereli?

Ta ner

ar ka

te ker lek

Taner Taner

arka arka

tekerlek

Taner arka tekerlek kirlı.

➔ Okuyalım, yazalım.

te r

ko r

ki r

ku r

ka ra

ko ro

a kar

o kur

e ker

a tar

ar ka

o tur

or ta

ku ru

kur t

➔ Okuyalım, yazalım.

kar t

tar t

ren k

tur na

tar la

ar tar

kur tar

ter li

kar ne

tur la

to run

kor na

re kor

ke nar

or tak

➔ Okuyalım, yazalım.

ku ru la

or ta la

ka re te

ka ra la

te ker lek

An ka ra

➔ Aşağıdaki isimleri tekrar yazalım.

Nurten

Taner

Ertan

Erkan

Eren

Rana

Onur

Orkun

Karan

➔ Metni 4 defa okuyalım. Her okumanın ardından bir balon boyayalım. Boş bırakılan yerlere metni yazalım.

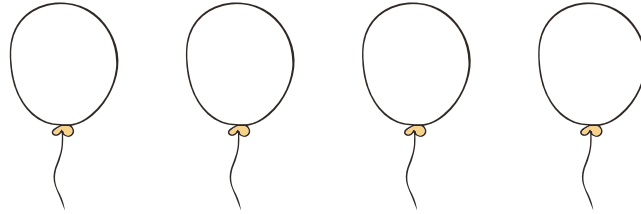
Karan

Karan okur.

Karan teker teker okur.

Karan teker teker renkli okur.

Karan teker teker renkli kareleri okur.



Blank writing line with a yellow highlight at the bottom.

Blank writing line with a yellow highlight at the bottom.

Blank writing line with a yellow highlight at the bottom.

Blank writing line with a yellow highlight at the bottom.

Blank writing line with a yellow highlight at the bottom.

→ Aşağıdaki metinleri 4 defa sesli bir şekilde okuyalım.

Kirli.

kirli.

teker kirli.

Orkun o teker kirli.

teker kirli.

kirli.

Kirli.



Otur.

Kurt otur.

Kara kurt otur.

Kara kurt annenle otur.

Kara kurt otur.

Kurt otur.

Otur.



"R r" Harfi Etkinlik

➔ Görsellerin altlarındaki boş alanlara isimlerini yazalım.



“9” Rakamını Yazma

