


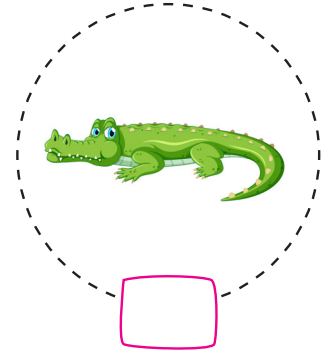

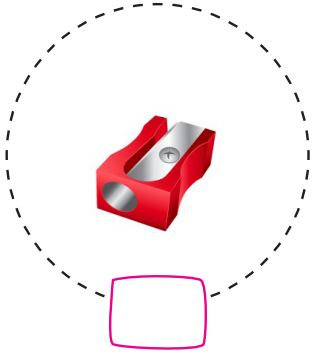
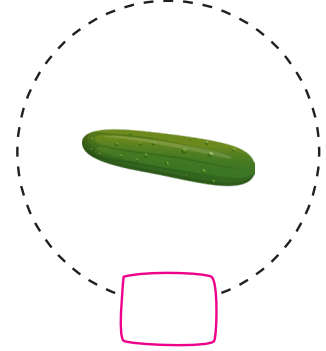

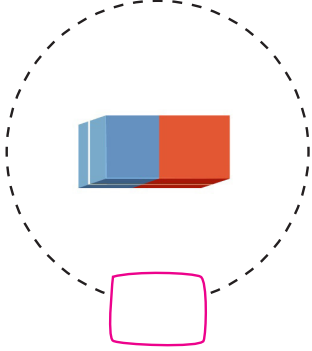


OKUMA YAZMA FASİKÜLLERİ


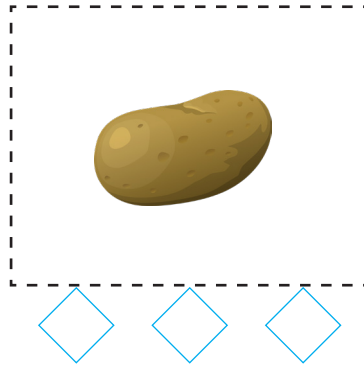
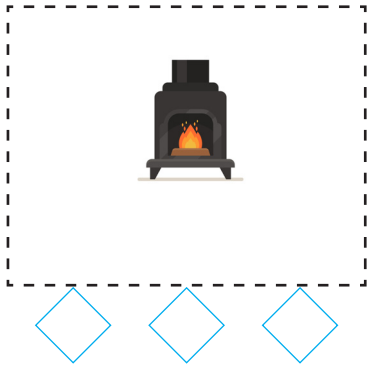
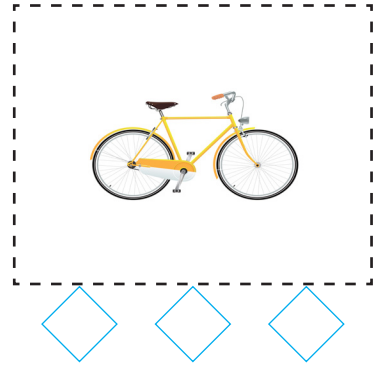
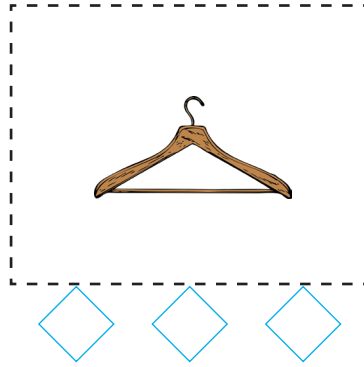



"S s" Harfini Hissetme







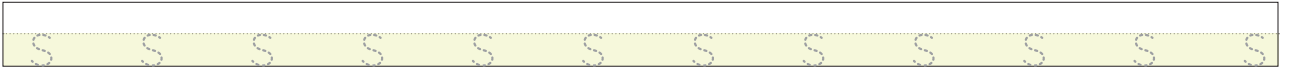
➔ Adında "s" sesi bulunan varlıkları işaretleyelim.




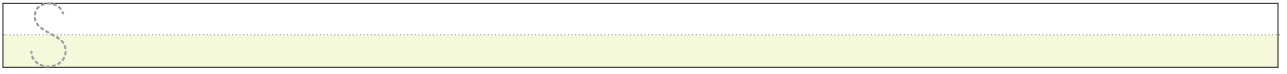
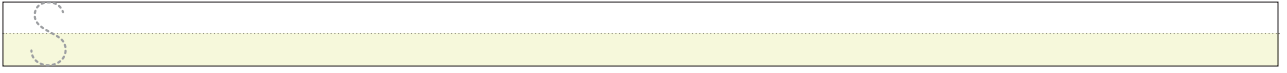

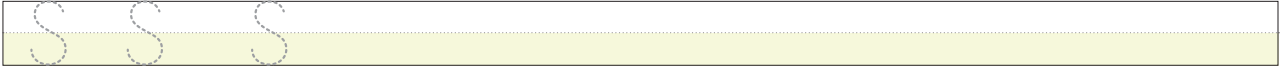
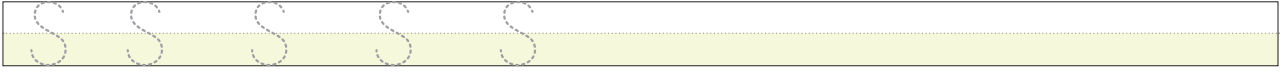
➔ "s" sesi, görselin başında mı ortasında mı yoksa sonunda mı? Altındaki kutucuğa işaretleyelim.



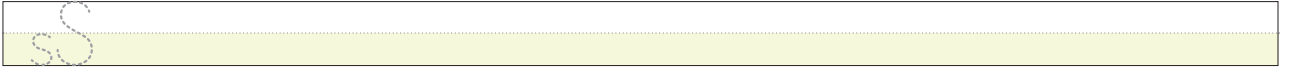

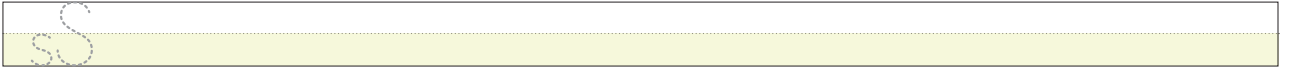


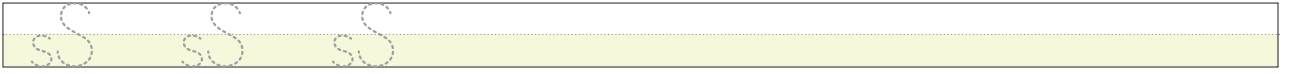
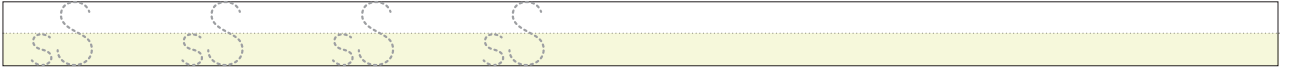
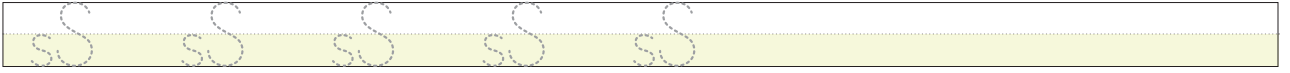
“S s” Harfini Yazma




"S s" Harfini Yazma



“S s” Harfini Yazma



- ➔ Sevgili çocuklar Seda hastalıklardan korunmak için maske kullanmak zorundaymış. Onu "S" harfinin içindeki labirentten maskeye ulaştıralım.



a
s → as

as
as

e
s → es

es
es

i
s → is

is
is

o
s → os

os
os

u
s → us

us
us

ı
s → is

is
is

ü
s → üs

üs
üs

s
a

sa

sa

sa

s
e

se

se

se

s
i

si

si

si

s
o

so

so

so

s
u

su

su

su

s
ı

sı

sı

sı

s
ü

sü

sü

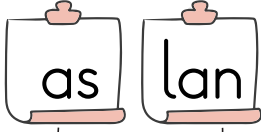
sü

→ Okuyalım, yazalım.



aslan

aslan



Ümit o aslan.

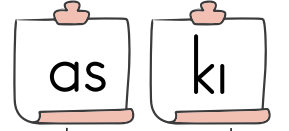
aslan

askı

askı



Suna eski askı kullanma.

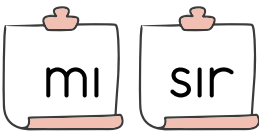


askı



mısır

mısır



Sıla kaliteli mısır ek.

mısır

➔ Okuyalım, yazalım.

Su at Suat
Suat

so sis sosis
sosis

Suat sosis tüketme.

Es ma Esma
Esma

mas ke maske
maske

Esma maske tak.

süs lü süslü
süslü

sa at saat
saat

Selma süslü saat takar.

➔ Okuyalım, yazalım.

Sem ra

sa ri

su lu

Semra

sarı

sulu

Semra sulu sarı elma al.

Se na

es ki

ma sa

Sena

eski

masa

Sena o eski masa kırık.

us ta

so kak

sa tar

usta

sokak

satar

Ünal Usta sokakta simit satar.

➔ Okuyalım, yazalım.

sa ri

ar sa

as la

sa kin

sa lı

se ne

so ru

lis te

si nek

te nis

sa lon

ma sal

in san

as ker

mus luk

as kı lı

sa la ta

se ra mik

is ke let

sa rı lık

sal la mak

si ne ma

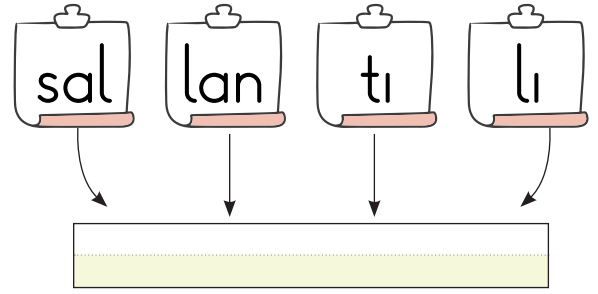
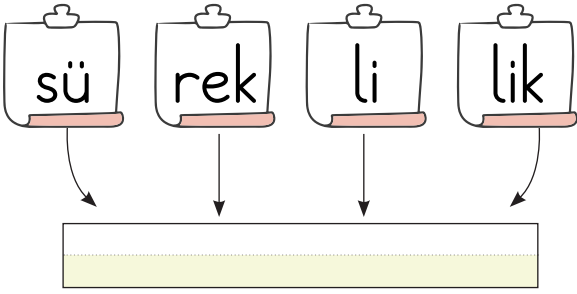
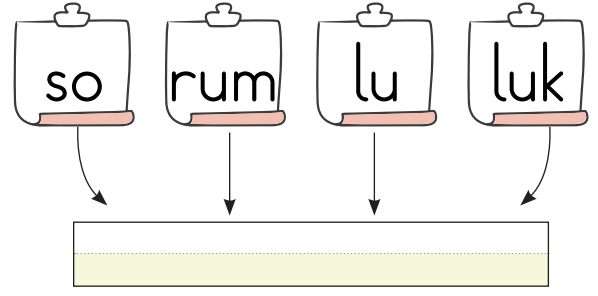
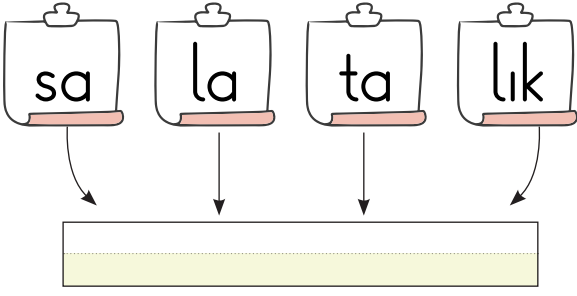
se rin lik

me ra sim

so rum lu

a kar su

tes te re




➔ Aşağıdaki cümleleri altlarına yazalım.



Aslı kask tak, önlem al.

A long, empty rectangular box with a dashed line in the middle, intended for writing the sentence.

Sıla kasa kasa salatalık al.



A long, empty rectangular box with a dashed line in the middle, intended for writing the sentence.



Selim musluktan su akıtma.

A long, empty rectangular box with a dashed line in the middle, intended for writing the sentence.

➔ Metni 4 defa okuyalım. Her okumanın ardından bir balon boyayalım. Boş bırakılan yerlere metni yazalım.

SONER USTA


Sirkeli su ile marul sula.

Sulu limon kes, limon sık.

Süt mısır ekle.

Soner usta salata ikram et.


Suratını asma mutlu ol.



➔ Metni 4 defa okuyalım. Her okumanın ardından bir balon boyayalım. Boş bırakılan yerlere metni yazalım.

KORSANLAR

Selim korsanları merak etti.
Annesi ona korsanları anlattı.
Selim annesine soru sorar.
Korsanlar maske takar mı?
Selim, korsanlar maske takar.



→ Aşağıdaki metinler okuyalım.

SILA

Sıla al.

Sıla simit al.


Sıla susamlı simit al.

Sıla susamlı iki simit al.

Sıla susamlı simit al.

Sıla simit al.

Sıla al.



SINEM

Sinem

Sinem ister.

Sinem süt ister.

Sinem ılık süt ister.




Sinem kakaolu ılık süt ister.

Sinem annesinden kakaolu ılık süt ister.



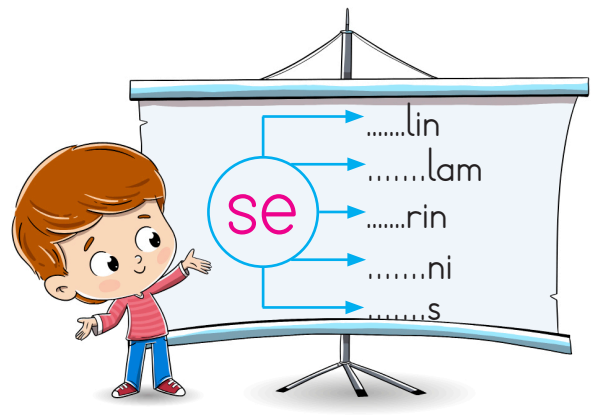


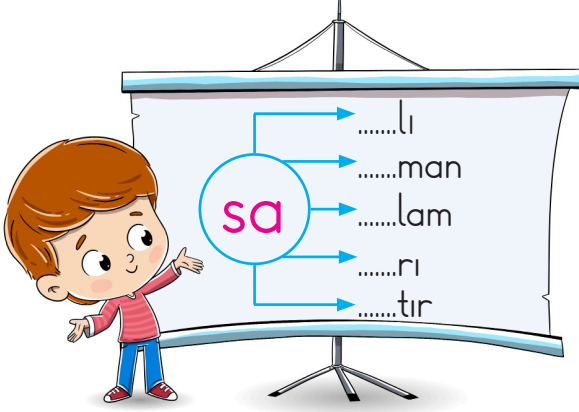
"S s" Harfi Etkinlik

→ Aşağıda görsellerin adlarını altlarına yazalım.



"S s" Harfi Etkinlik

➔ Verilen heceleri boşluklara yazalım, oluşan kelimeleri okuyalım.



➔ Karışık olarak verilen kelimelerden kurallı cümle oluşturalım.

✿ tak

✿ sarı

✿ Aslı

✿ kask

✿ sor

✿ ona

✿ Seda

✿ soru

➔ Aşağıda verilen papağanların eksik bölümlerini, altta verilen parçalardan uygun olanı ile tamamlayalım.

