


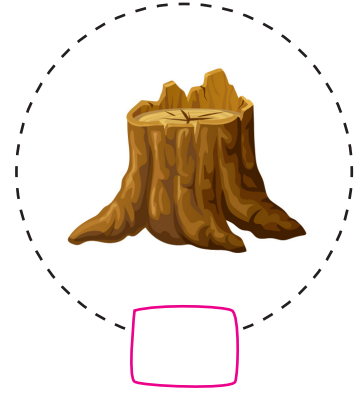
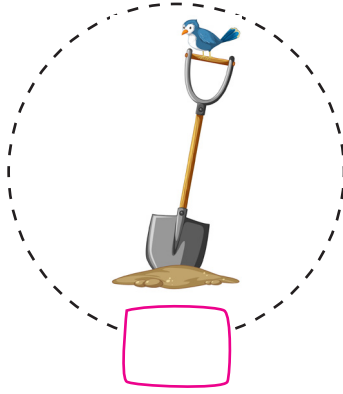

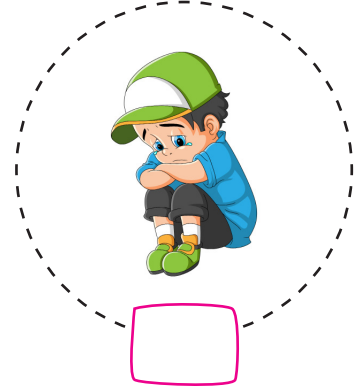
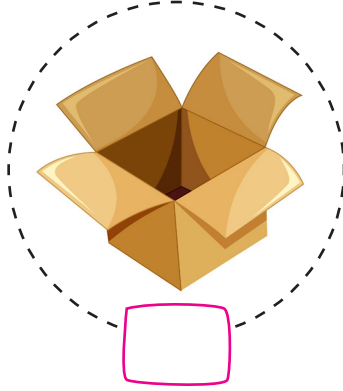



# OKUMA YAZMA FASİKÜLLERİ



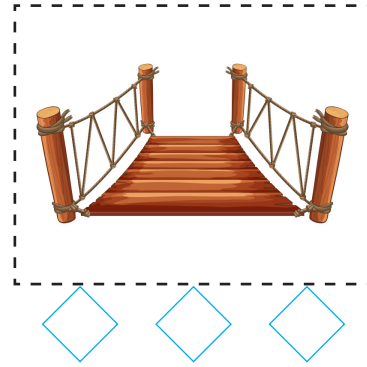
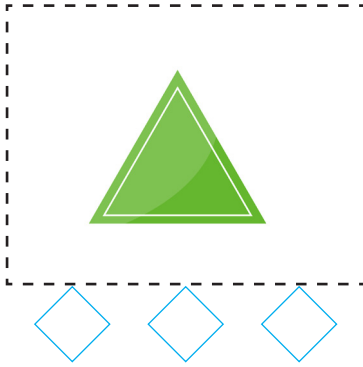


## “Ü ü” Harfini Yazma



➔ Adında “ü” sesi bulunan varlıkları işaretleyelim.



➔ “ü” sesi, görselin başında mı ortasında mı yoksa sonunda mı? Altındaki kutucuğu işaretleyelim.



“Ü ü” Harfini Yazma



ü ü ü ü ü ü ü ü ü

ü ü ü ü ü ü ü ü

ü ü ü ü ü ü ü

ü ü ü ü ü ü

ü ü ü ü ü

ü ü ü ü






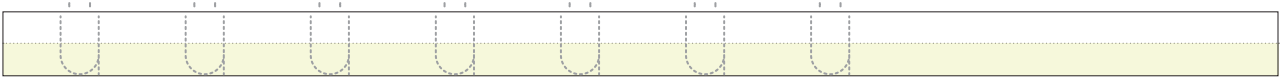

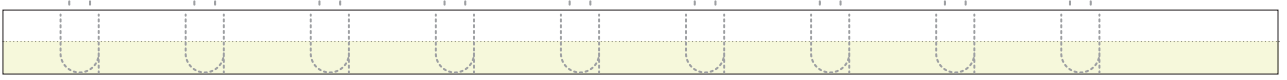
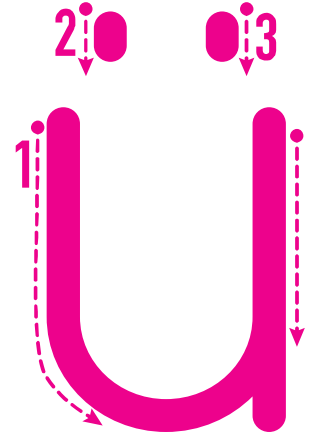


ü

ü


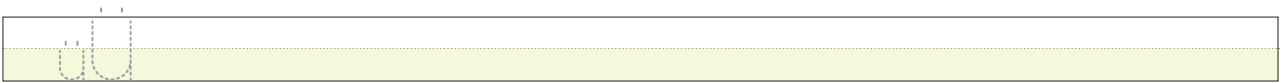
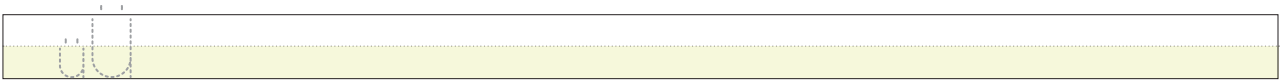
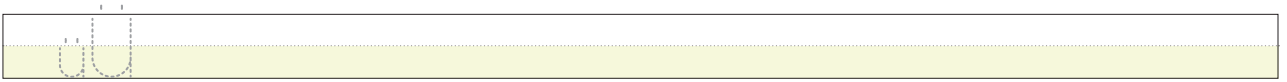

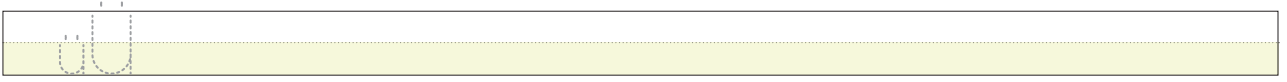
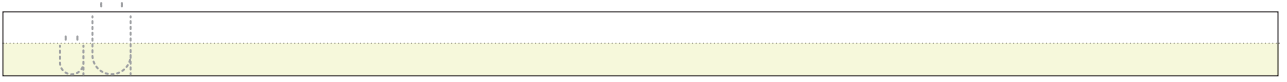


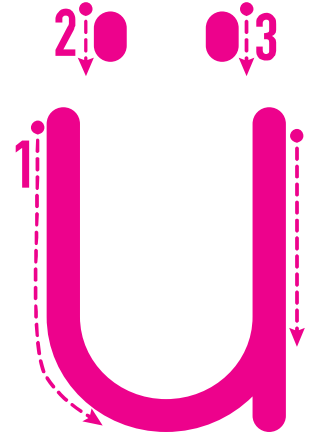


ü

ü

“Ü ü” Harfini Yazma



“Ü ü” Harfini Yazma



➔ Okuyalım, yazalım.

ü  
n → ün

ün

ün

ü  
t → üt

üt

üt

ü  
l → ül

ül

ül

ü  
k → ük

ük

ük

ü  
r → ür

ür

ür

ü  
m → üm

üm

üm

➔ Okuyalım, yazalım.

n  
ü → nü

nü

nü

t  
ü → tü

tü

tü

l  
ü → lü

lü

lü

k  
ü → kü

kü

kü

r  
ü → rü

rü

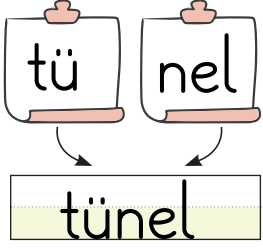
rü

m  
ü → mü

mü

mü

➔ Okuyalım, yazalım.



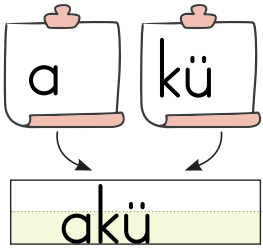
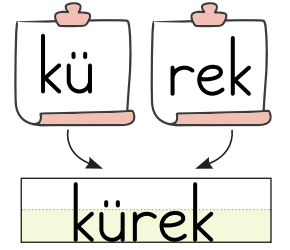
tünel

Melek o tünel karanlık mı?



kürek

Orkun kürek ile toprak ek.



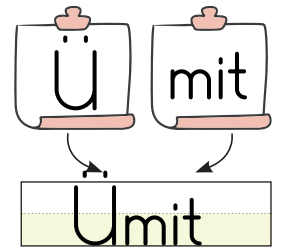
akü

Okan otomata kaliteli akü al.



Ümit

Ümit oku anlat.





➔ Okuyalım, yazalım.

kü tük

kütük

Tarkan, kütük kırılır mı?

tür kü

türkü

Mete, türkü komik mi?

tür lü

türlü

Alkın, türlü türlü konu anlattı.

kü me

küme

Kemal, Tuna ile küme ol.

ür küt

ürküt

Orkun, minik kartalı ürkütme.

tü ket

tüket

Mert, mantar tüket.

→ Okuyalım, yazalım.

Ül kü

ül ke ni

mü kem mel

Ül kü Ül kü

ül ke ni ül ke ni

mü kem mel

Ül kü mü kem mel ül ke ni anlat.

Tü men

tü le

tü kür me

Tü men Tü men

tü le tü le

tü kür me

Tü men tü le tü kür me.

Tü mer

tü mü nü

ü tü le

Tü mer Tü mer

tü mü nü

ü tü le

Tü mer tü lün tü mü nü ü tü le.

➔ Okuyalım, yazalım.

tü r

kü r

kü t

tü m

ü tü

a kü

lü le

ül ke

ün lü

tü le

e tüt

tül lü

ün lem

Ü mit

Ü nal

➔ Okuyalım, yazalım.

kül lü

küt le

ka kül

tü men

nük te

mül kü

tü ten

kül tür

ü mit li

ü tü lü

tü ke tim

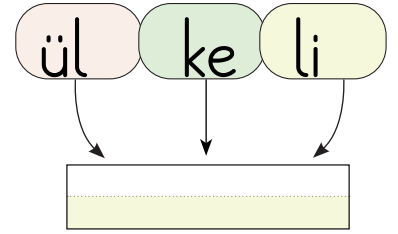
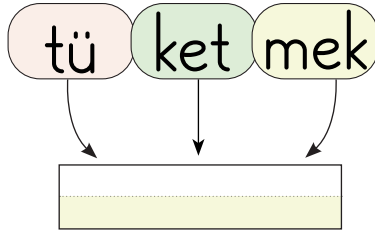
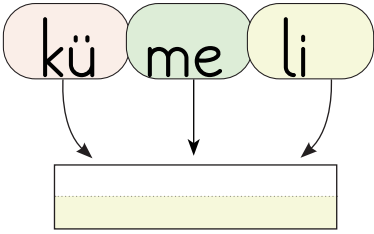
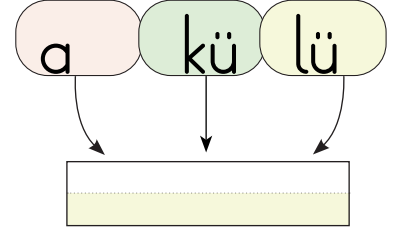
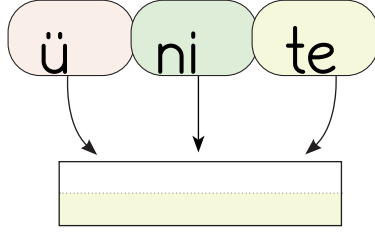
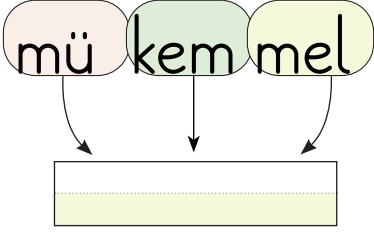
tü ne li

kü re ler

kül tür lü

A ta türk

➔ Okuyalım, yazalım.



➔ Metni 4 defa okuyalım.

Tüket.

Ürünleri tüket.

Milli ürünleri tüket.

Ümit milli ürünleri tüket.

Milli ürünleri tüket.

Ürünleri tüket.

Tüket.



- ➔ Metni 4 defa okuyalım. Her okumanın ardından bir balon boyayalım. Boş bırakılan yerlere metni yazalım.

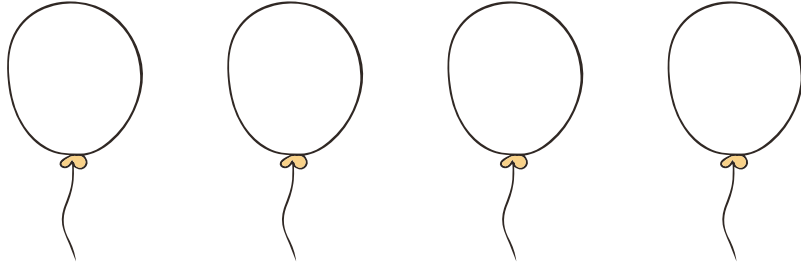
## ÜNİTE ÜNİTE OKU

Ülkü oku.

Ülkü Ümit ile oku.

Ülkü ünite ünite oku.

Ümit tümünü oku anlat.



A horizontal rectangular box with a dashed line inside, intended for writing the text from the instructions.

A horizontal rectangular box with a dashed line inside, intended for writing the text from the instructions.

A horizontal rectangular box with a dashed line inside, intended for writing the text from the instructions.

A horizontal rectangular box with a dashed line inside, intended for writing the text from the instructions.

A horizontal rectangular box with a dashed line inside, intended for writing the text from the instructions.

➔ Aşağıdaki metinleri 4 kez okuyalım. Her okumada bir balon boyayalım.

## ÜTÜLE

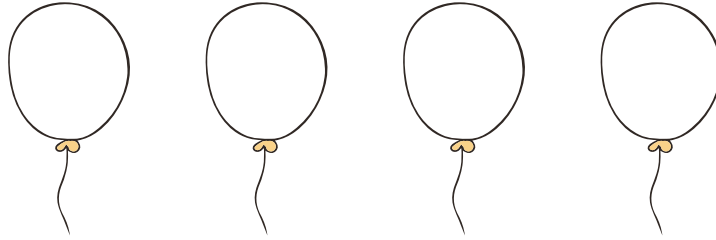
Tülin ütüle.

Tülin ütü ile ütüle.

Lila tülü ütü ile ütüle.

Tülin lekeli tülü ütüleme.

Tülin ütülü tülü tak.



Empty rectangular box for writing.

Empty rectangular box for writing.

Empty rectangular box for writing.

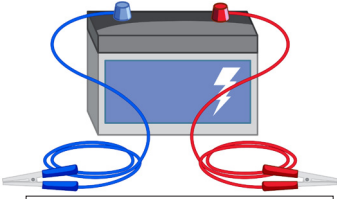

Empty rectangular box for writing.

Empty rectangular box for writing.

Empty rectangular box for writing.

## “Ü ü” Harfi Etkinlik

➔ Görsellerin altlarındaki boş alanlara isimlerini yazalım.



➔ Karışık verilen kelimelerden anlamlı cümleler oluşturalım.

tek

ütüle

tek

Tülin

al

limon

küme

iki

oku

Nalan

ülkeni

anlat



## “Ü ü” Harfi Etkinlik

Aşağıdaki metinleri üç defa okuyalım, her okumada bir armudu boyayalım.

Akü tak.

Ünal akü tak.

Ünal otona akü tak.

Ünal otona iki akü tak.


Ünal otona iki kaliteli akü tak.

Ünal otona iki akü tak.

Ünal otona akü tak.

Ünal akü tak.

Akü tak.



Aşağıda karışık olarak verilmiş hecelerden anlamlı kelimeler oluşturup yazalım.

ü lü tü

türk ta A

ke tim tü

li ü mit

➔ Sevgili çocuklar aşağıda verilen sudoku etkinliğindeki eksik parçaları tamamlayalım.

