


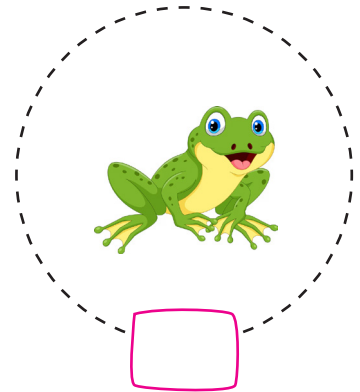
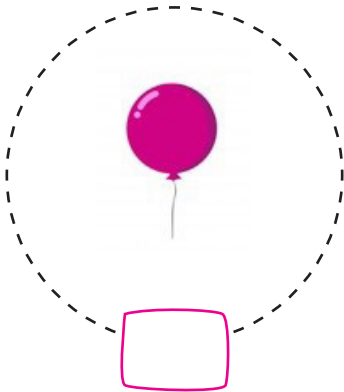
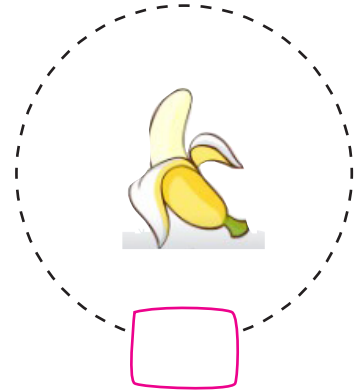
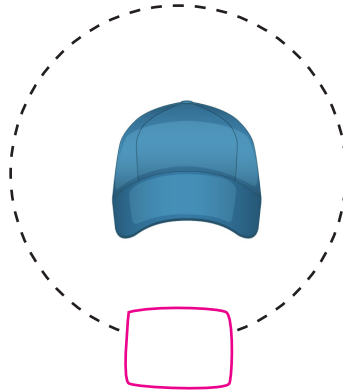
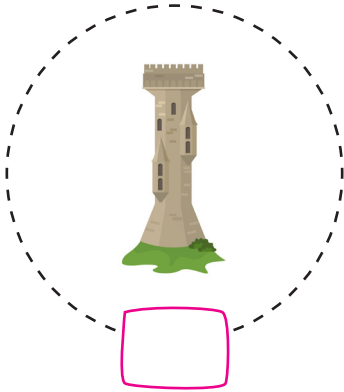
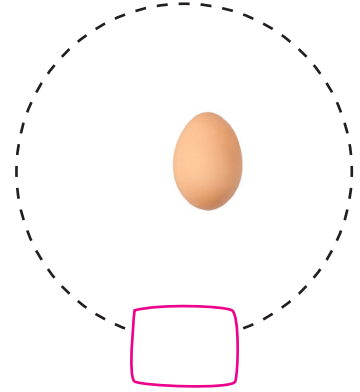

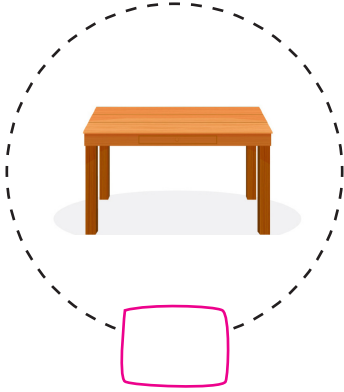
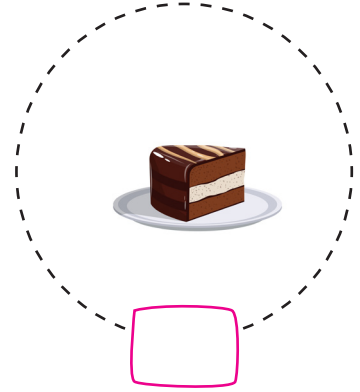
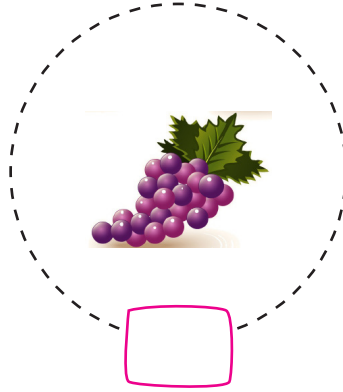


OKUMA YAZMA FASİKÜLLERİ



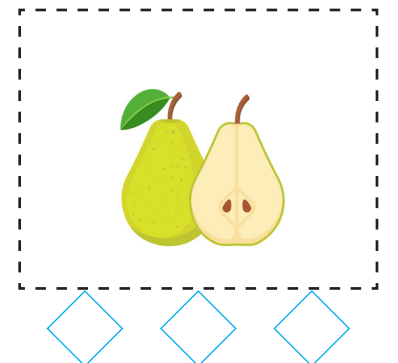
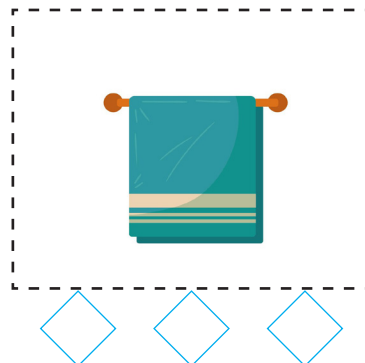
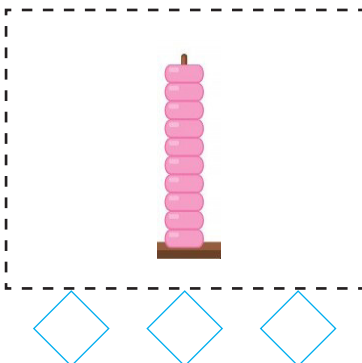



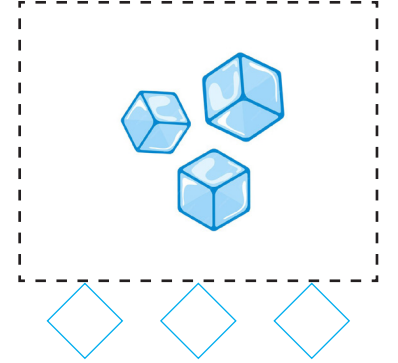
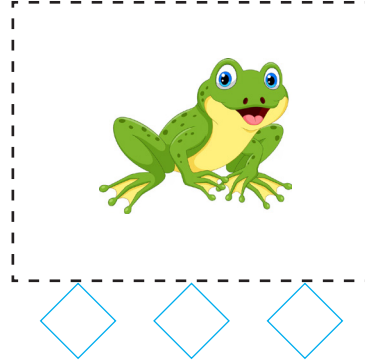
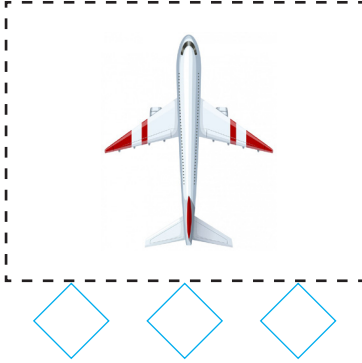
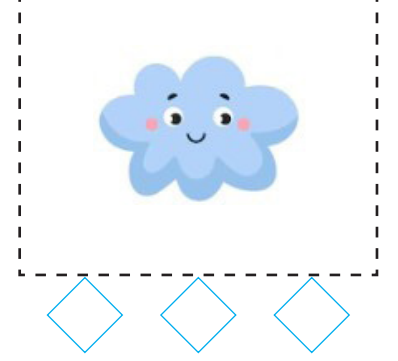

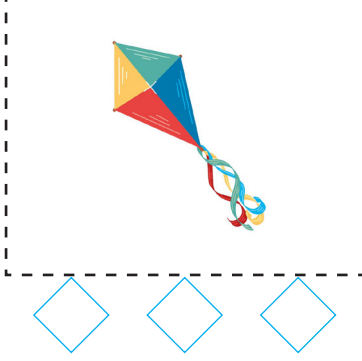
“u, U” Harfini Hissetme

➔ Adında “u” sesi bulunan varlıkları işaretleyelim.


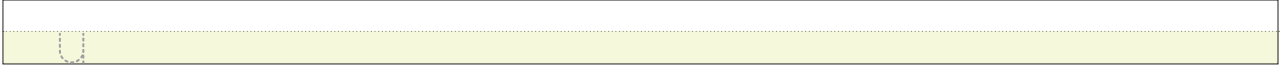




“u, U” Harfini Hissetme



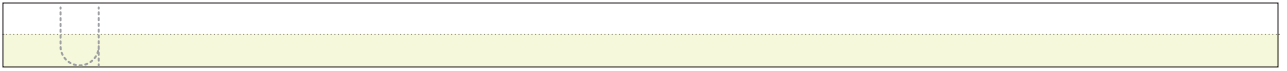



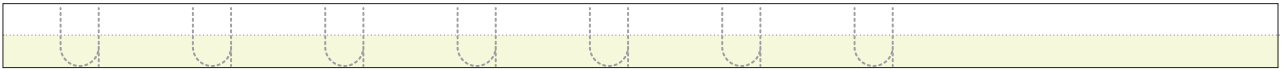
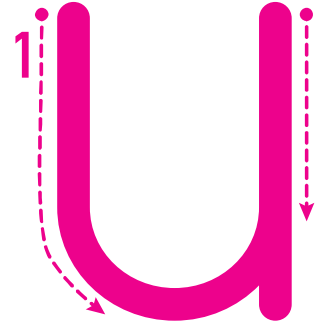

➔ “u” sesi, görselin başında mı ortasında mı yoksa sonunda mı? Altındaki kutucuğa işaretleyelim.









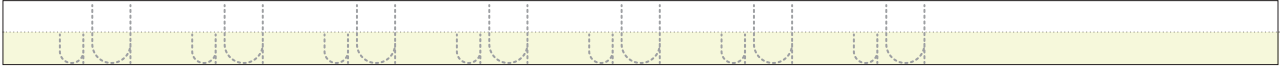
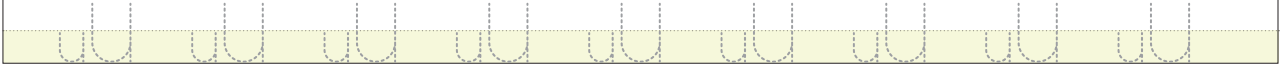
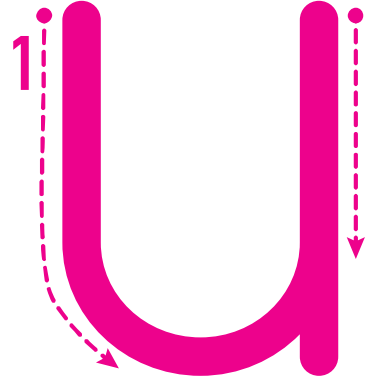
“U, u” Harfini Yazma



“U, u” Harfini Yazma



“U, u” Harfini Yazma



➔ Aşağıdaki heceleri okuyalım, yazalım.

u
n → un

un

un

u
t → ut

ut

ut

u
l → ul

ul

ul

u
k → uk

uk

uk

n
u → nu

nu

nu

t
u → tu

tu

tu

➔ Aşağıdaki heceleri okuyalım, yazalım.

l
u
lu

lu

lu

k
u
ku

ku

ku

ku
l
kul

kul

kul

o
nu
onu

onu

onu

o
ku
oku

oku

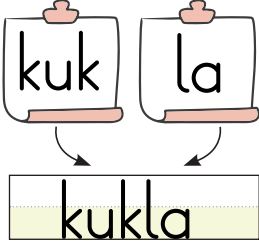
oku

ko
lu
kolu

kolu

kolu

➔ Okuyalım, yazalım.



kukla

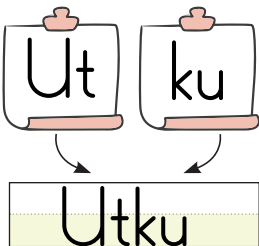
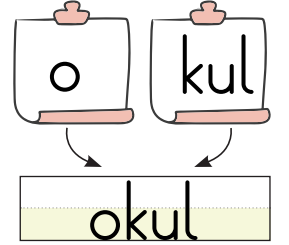
kukla

İnan kukla kullan.

okul

okul

Ali o Tuna'nın okulu.

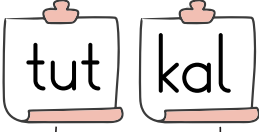


Utku

Utku

Utku o nane kokulu.

➔ Okuyalım, yazalım.



tutkal



tutkal

Okan tutkal kutulu.

kule

kule

Kenan o kule kumlu.

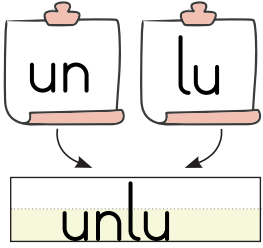


koltuk

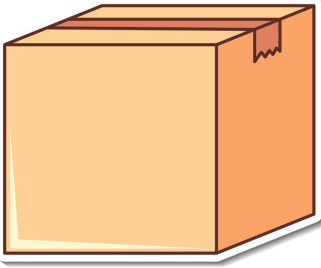
koltuk

Onan o koltuk annenin.

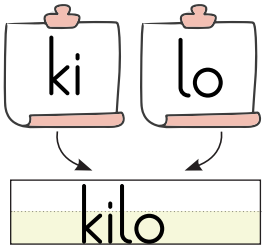
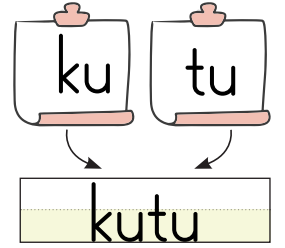
➔ Okuyalım, yazalım.



unlu
Emel o kek unlu mu?



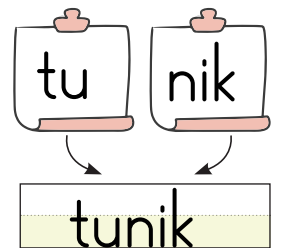
kutu
Kaan o kutu kliti.



kilo
Kenan o on kilo mu?



tunik
Nalan o tunik ilki mi?



➔ Aşağıdaki heceleri okuyalım, yazalım.

ko ku

ol tu

ok lu

on lu

ko nu

ot lu

Tu na

on luk

u nut

ku lak

ko nuk

kut la

ku lak lı

kol luk lu

o nun la

➔ Metni 4 defa okuyalım. Her okumanın ardından bir balon boyayalım. Boş bırakılan yerlere metni yazalım.

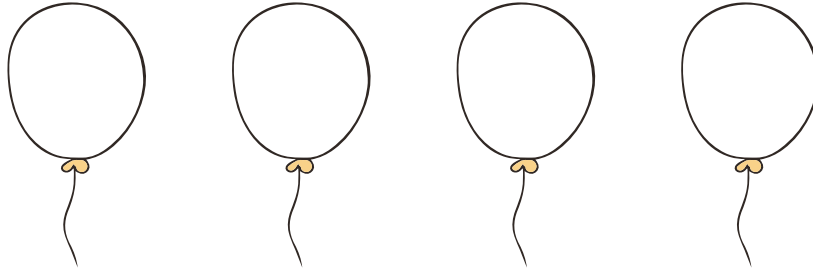
KOLLUK

Anne o kolluk.

○ kolluk Ekin'in.

○ kolluk lekeli.

Nine ona kolluk al.



- ➔ Metni 4 defa okuyalım. Her okumanın ardından bir tavşan boyayalım. Boş bırakılan yerlere metni yazalım.




OKU OKAN OKU

Okan ile Tuna okullu.

Oku Tuna oku.

Oku Okan oku.

Tek, tek oku.



"U u" Harfi Etkinlik

➔ Görsellerin başındaki numaraları uygun cümlelerin başındaki daireye yazalım.

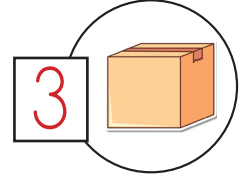
Onan o tutkal mı?



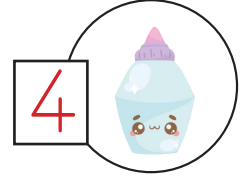
Lale koluna kolluk tak.



Utku o kutu lekeli.



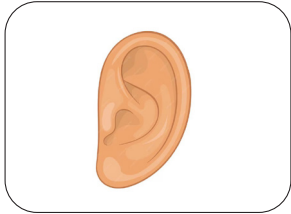
Tuna o kule Nil'in.



Nalan keke un ekle.



➔ Aşağıda verilen görsellerin adlarını yazalım.



“U u” Harfi Etkinlik

➔ Aşağıdaki metni üç defa okuyalım, her okumada bir uçurtmayı boyayalım.

UTKU

Utku al.

Utku kakao al.

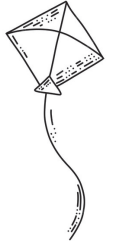
Utku kokulu kakao al.

Utku ninene kokulu kakao al.

Utku kokulu kakao al.

Utku kakao al.

Utku al.



➔ Aşağıda karışık olarak verilmiş hecelerden anlamlı kelimeler oluşturup yazalım.

kul - o

nuk - ko

u - kan - nut

luk - ton

kal - tut

tuk - kol

“8” Rakamını Yazma

